



Parts Manual

Onan Generator Set for RV

KY (Spec A–R)

KYD (Spec A–C)

Introduction

This parts manual applies to the KY Recreational Vehicle Sets as listed in the Generator Set Data Table. Parts are arranged in groups of related items and each illustrated part is defined by a reference number corresponding to the same reference number in the parts list. Parts illustrations are typical. Using the model and specification number from your generator set nameplate, select parts that apply to your set. Right and left sides are determined by facing the engine end (front) of the set.

Generator Set Data Table					
MODEL AND SPECIFICATION	WATTS	VOLTS	HERTZ	FUEL	Wiring Diagram
3.3KY-FR/11544F	3300	100	50	LPG Vapor	611-1245-03
3.3KY-FR/11544G	3300	100	50	LPG Vapor	611-1264-03
3.3KY-FR/26119B-E	3300	230	50	LPG Vapor	611-1226
3.3KY-FR/26119F	3300	230	50	LPG Vapor	611-1245-05
3.3KY-FR/26119G-H	3300	230	50	LPG Vapor	611-1264-05
3.3KY-FR/26119J-L	3300	230	50	LPG Vapor	611-1268-05
3.3KYD-3272A-B	3300	230	50	LPG Vapor	611-1268-05
3.6KY-FA/11276A	3600	120	60	LPG Vapor	611-1194
3.6KY-FA/26120B-E	3600	120	60	LPG Vapor	611-1225
3.6KY-FA/26120F	3600	120	60	LPG Vapor	611-1246
3.6KY-FA/26120G-H	3600	120	60	LPG Vapor	611-1265
3.6KY-FA/26120J-M	3600	120	60	LPG Vapor	611-1267
3.6KY-FA/26120P	3600	120	60	LPV Vapor	611-1267
3.6KY-FA/37230P	3600	120	60	LPV Vapor	611-1267
3.6KY-FR/11572G-H	3600	100	50	Gasoline	611-1263-03
3.6KY-FR/11572J-K	3600	100	50	Gasoline	611-1268-03
3.6KY-FR/33742B-E	3600	220	50	Gasoline	611-1212?
3.6KY-FR/33742F-H	3600	230	50	Gasoline	611-1245-05
3.6KY-FR/33742J-K	3600	230	50	Gasoline	611-1268-05
3.6KY-FR/4856L	3600	230	50	Gasoline	611-1268-05
3.6KYD-3270A-B	3600	120	60	LPG Vapor	611-1267
3.6KYD-3271A	3600	230	50	Gasoline	611-1268-05
4.0KY-FA/11320E	4000	120	60	Gasoline	611-1225
4.0KY-FA/11320F	4000	120	60	Gasoline	611-1246
4.0KY-FA/11320G-H	4000	120	60	Gasoline	611-1265
4.0KY-FA/11320J	4000	120	60	Gasoline	611-1267

Continued on next page. -->

* – The diagonal line (/) in the model and specification number separates generator set characteristics from the specification number and letter. The specification number denotes customer requested options or deviations from a standard model. The specification letter advances (A to B, B to C, etc.) with major manufacturing changes.

Continued from page 1.

Generator Set Data Table					
MODEL AND SPECIFICATION	WATTS	VOLTS	HERTZ	FUEL	Wiring Diagram
4.0KY-FA/11580G-H	4000	120	60	Gasoline	611-1265
4.0KY-FA/11580J-K	4000	120	60	Gasoline	611-1267
4.0KY-FA/26100A	4000	120	60	Gasoline	611-1194
4.0KY-FA/26100B-E	4000	120	60	Gasoline	611-1225
4.0KY-FA/26100F	4000	120	60	Gasoline	611-1246
4.0KY-FA/26100G-H	4000	120	60	Gasoline	611-1265
4.0KY-FA/26100J-L	4000	120	60	Gasoline	611-1267
4.0KY-FA/26100P	4000	120	60	Gasoline	611-1267
4.0KY-FA/26200P	4000	120	60	Gasoline	611-1267
40KY-FA/37200P	4000	120	60	Gasoline	611-1267
4.0KY-FA/6747P	4000	120	60	Gasoline	611-1267
40KY-FA/7858P	4000	120	60	Gasoline	611-1267
4.0KY-FR/11429E	4000	100	60	Gasoline	611-1268-03
4.0KY-FR/11429F	4000	100	60	Gasoline	611-1255-03
4.0KY-FR/11429G-H	4000	100	60	Gasoline	611-1263-03
4.0KY-FR/11429J-L	4000	100	60	Gasoline	611-1268-03
4.0KY-FR/65697E	4000	100	60	Gasoline	611-1268-04
4.0KY-FR/65697F	4000	100	60	Gasoline	611-1255-04
4.0KY-FR/65697G-H	4000	100	60	Gasoline	611-1263-04
4.0KY-FR/65697J-L	4000	100	60	Gasoline	611-1268-04
4.0KYD-3269A	4000	120	60	Gasoline	611-1267

* – The diagonal line (/) in the model and specification number separates generator set characteristics from the specification number and letter. The specification number denotes customer requested options or deviations from a standard model. The specification letter advances (A to B, B to C, etc.) with major manufacturing changes.

Index

A

Adapter, Exhaust (KY), **43**
Adapter, Gasoline Air Cleaner (KY Begin Spec D and KYD), **23**
Adapter, Gasoline Air Cleaner (KY Spec A–H), **21**

Adapter, LP Air Cleaner (KY Begin Spec L and KYD Begin Spec B), **29**
Adapter, LP Air Cleaner (KY Spec E–K and KYD), **27**

Adapter, Resonator (KY Spec A), **44**
Arm, Rocker, **11 , 12**

B

Backplate, Exhaust (KY), **43**
Base, Enclosure (KY Begin Spec B), **47**
Base, Enclosure (KY Spec A), **44**
Base, Enclosure (KYD), **48**
Base, KY Underfloor, **57**
Base, Oil (KY Begin Spec B and KYD), **36 , 37**
Base, Oil (KY Spec A), **35**
Bearing, **13 , 14**
Bearing, Balancer Shaft, **16 , 17**
Bearing, Camshaft, **15**
Bearing, Flange (KY Begin Spec J and KYD), **23**
Bearing, Flange (KY Spec A–H), **21**
Bearing, Gearcase End, **13 , 14**
Bearing, Rotor (KY Begin Spec B and KYD), **61**
Bearing, Rotor (KY Spec A), **59**
Bezel, On/Off Switch Mounting (KY Spec A), **59**
Block Assy, Brush, **32**
Block Assy, Brush (KY Spec A), **31**
Block, Brush, **32**
Block, Brush (KY Spec A), **31**
Board, PC (KY Begin Spec B), **47**
Board, PC (KY Begin Spec J), **47**
Board, PC (KY Spec A), **44**
Boot, Generator Harness Insulating (KY Begin Spec J and KYD), **69**
Boot, Generator Harness Insulating (KY Spec B–F), **67**

Boot, Generator Harness Insulating (KY Spec G–H), **68**
Boot, Spark Plug, **32**
Boot, Spark Plug (KY Spec A), **59**
Boot, Spark Plug (KY Spec B–H), **64**
Bracket, Control (KY Begin Spec J), **47**
Bracket, Control (KY Spec A), **44**
Bracket, Control (KY Spec B–H), **47**
Bracket, Fuel Regulator (KY Begin Spec L and KYD Begin Spec B), **29**
Bracket, Inlet Insulation (KY Begin Spec B), **53**
Bracket, Muffler (KY Spec A), **38**
Bracket, Regulator (KY Spec A–D), **25**
Bracket, Regulator (KY Spec E–K and KYD), **27**
Bracket, Solenoid (KY Spec A–D), **25**
Bracket, Solenoid (KY Spec E–K and KYD Spec B), **29**
Bracket, Solenoid (KY Spec E–K and KYD), **27**
Bracket, Transformer (KY Begin Spec B and KYD), **61**
Breaker, Circuit (KY Begin Spec J and KYD), **65**
Breaker, Circuit (KY Spec A), **59**
Breaker, Circuit (KY Spec B–H), **64**
Brush, Generator, **32**
Brush, Generator (KY Spec A), **31**
Bushing, Enclosure Base (KY Begin Spec F), **47**

C

Cable, Starter, **32**
Cable, Starter (KY Spec A), **59**
Camshaft, **15 , 16**
Camshaft Assy, **16**
Cap, Choke Dome (KY Begin Spec J and KYD), **23**
Cap, Choke Dome (KY Spec A–H), **21**
Carburetor (KY Spec A–H), **21**
Carburetor Gasoline (KY Spec A–H), **21**
Carburetor, (KY Begin Spec J and KYD), **22**
Carburetor, LP (KY Spec A–D), **25**
Carburetor, LP (KY Spec E–K and KYD), **27**
Carton, Shipping, **77**

Index

Charger, Battery (KY Begin Spec B), **53**
Clip, Governor Retainer, **18**
Clip, Piston Pin, **13 , 14**
Coil, Ignition (KY Begin Spec J and KYD), **32**
Coil, Ignition (KY Spec A), **59**
Coil, Ignition (KY Spec B–H), **64**
Conduit (KY Begin Spec B), **47**
Connector, Fuel Valve Female (KY Spec A–D), **25**

Connector, Fuel Valve Female (KY Spec E–K and KYD Spec B), **29**
Connector, Fuel Valve Female (KY Spec E–K and KYD), **27**
Connector, LP Regulator Hose (KY Spec A–D), **25**
Connector, Straight (KY Begin Spec B), **47**
Control (KY Spec A), **59**
Control (KY Spec B–H), **64**
Coupling, Fuel Valve Anchor (KY Spec A–D), **25**
Coupling, Fuel Valve Anchor (KY Spec E–K and KYD Spec B), **29**
Coupling, Fuel Valve Anchor (KY Spec E–K and KYD), **27**
Cover Assy, Enclosure (KY Begin Spec B), **53**
Cover Assy, Enclosure (Spec A), **51**
Cover, Air Cleaner (KY Begin Spec B and KYD), **33**
Cover, Air Cleaner (KY Spec A), **31**
Cover, Air Cylinder, **34**
Cover, Air Filter Thermostat (KY Spec A), **31**
Cover, Choke (KY Begin Spec J and KYD), **23**
Cover, Choke (KY Spec A–H), **21**
Cover, Choke Element (KY Begin Spec J and KYD), **23**
Cover, Choke Element (KY Spec A–H), **21**
Cover, Crankcase, **17**
Cover, Drain (KY Begin Spec B), **47**
Cover, KY Housing Panel, **57**
Cover, Resonator (KY Begin Spec B and KYD), **33**
Cover, Valve, **11 , 12**
Crankshaft, **13 , 14**
Cylinder, Air, **34**

D

Dipper, Oil, **13 , 14**

E

Edging, Base Pan (KY Begin Spec B), **47**
Edging, Base Pan (KY Spec A), **44**
Elbow, Enclosure Base Conduit (KY Spec A), **44**
Elbow, Exhaust (KY Spec A), **44**
Elbow, Exhaust (KY), **43**
Element, Air Cleaner (KY Begin Spec B and KYD), **33**
Element, Air Cleaner (KY Spec A), **31**
Element, Choke Thermostat (KY Begin Spec J and KYD), **23**
Element, Choke Thermostat (KY Spec A–H), **21**
Element, Thermostat (KY Begin Spec B and KYD), **33**
Element, Thermostat Preheat (KY Spec A), **31**
Enclosure, Generator (KY Begin Spec B and KYD), **53**
Enclosure, Generator (KY Spec A), **51**
Endbell, **32**
Endbell (KY Spec A), **31**
Endbell (KY Spec B and KYD), **32**
Engine, **11 , 12**
Exhaust (KY Begin Spec B), **39**
Exhaust (KY Spec A), **38**
Exhaust (KYD), **41**
Exhaust Installation (KY (Spec P)), **40**

F

Filter, Fuel (KY Begin Spec J and KYD), **23**
Filter, Fuel (KY Spec A–H), **21**
Fitting, Fuel Valve Barbed Hose (KY Spec A–D), **25**
Fitting, Fuel Valve Barbed Hose (KY Spec E–K and KYD Spec A), **25**
Fitting, Fuel Valve Barbed Hose (KY Spec E–K and KYD Spec B), **29**

Index

Fitting, Fuel Valve Barbed Hose (KY Spec E–K and KYD), **27**

Fuel System – EVAP Gasoline System, **30**

Fuel System LP (KY Begin Spec L and KYD Begin Spec B), **29**

Fuel System LP (KY Spec A–D), **25**

Fuel System LP (KY Spec E–K and KYD), **27**

Fuse, Generator Harness (KY Spec A), **66**

Fuse, Generator Harness (KY Spec B–F), **67**

Fuse, Generator Harness (KY Spec G–H), **68**

G

Gasket, Air Cleaner (KY Begin Spec L and KYD Begin Spec B), **29**

Gasket, Carburetor (KY Begin Spec J and KYD), **23**

Gasket, Carburetor (KY Spec A–H), **21**

Gasket, Carburetor Flange (KY Begin Spec J and KYD), **23**

Gasket, Carburetor Flange (KY Spec A–H), **21**

Gasket, Crankcase, **17**

Gasket, Cylinder Head, **11 , 12**

Gasket, Exhaust (KY Begin Spec B), **39**

Gasket, Exhaust (KY Spec A), **38**

Gasket, Exhaust Manifold (KYD), **41**

Gasket, Exhaust Muffler (KYD), **41**

Gasket, Gasoline Air Cleaner Adapter (KY Begin Spec J and KYD), **23**

Gasket, Gasoline Air Cleaner Adapter (KY Spec A–H), **21**

Gasket, Gasoline Intake Manifold (KY Spec A–H), **21**

Gasket, Gasoline Manifold Insulator (KY Spec A–H), **21**

Gasket, Insulator (KY Begin Spec L and KYD Begin Spec B), **29**

Gasket, Intake Manifold (KY Begin Spec J and KYD), **23**

Gasket, LP Air Cleaner Adapter (KY Spec A–D), **25**

Gasket, LP Air Cleaner Adapter (KY Spec E–K and KYD), **27**

Gasket, LP Carburetor (KY Begin Spec L and KYD Begin Spec B), **29**

Gasket, LP Carburetor (KY Spec A–D), **25**

Gasket, LP Carburetor (KY Spec E–K and KYD), **27**

Gasket, LP Carburetor Flange (KY Begin Spec L and KYD Begin Spec B), **29**

Gasket, LP Carburetor Flange (KY Spec A–D), **25**

Gasket, LP Carburetor Flange (KY Spec E–K and KYD), **27**

Gasket, LP Intake Manifold (KY Spec A–D), **25**

Gasket, LP Intake Manifold (KY Spec E–K and KYD), **27**

Gasket, LP Manifold Insulator (KY Spec A–D), **25**

Gasket, LP Manifold Insulator (KY Spec E–K and KYD), **27**

Gasket, Manifold Insulator (KY Begin Spec J and KYD), **23**

Gasket, Oil Base (KY Begin Spec B and KYD), **36 , 37**

Gasket, Oil Base (KY Spec A), **35**

Gasket, Resonator (KY Spec A), **44**

Gasket, Service Panel (KY Begin Spec B), **53**

Gasket, Valve Cover, **11 , 12**

Gear, Balancer, **13**

Gear, Camshaft, **15**

Gear, Crankshaft, **13**

Gear, Governor, **15 , 16**

Generator, **63**

Generator (KY Begin Spec B and KYD), **61 , 63**

Generator (KY Spec A), **59**

Governor, **18**

Grommet, Enclosure Base (KY Begin Spec B), **47**

Grommet, Enclosure Base (KY Spec A), **44**

Grommet, Enclosure Base (KYD), **49**

Grommet, Enclosure Cover (KY Begin Spec B), **53**

Grommet, Enclosure Cover (Spec A), **51**

Grommet, KY Housing Rubber, **57**

Grommet, Underfloor Mounting Remote (KY), **54**

Ground Terminal, **47**

Guide, Push Rod, **11 , 12**

Index

H

Hanger, Exhaust (KY), **43**

Harness, AC Output (KY Begin Spec J and KYD), **65**

Harness, AC Output (KY Spec B–H), **64**

Harness, Adapter (KY Spec F–H and KYD), **71**

Harness, Adapter (Spec F–H), **71**

Harness, Customer Interface Pigtail (Spec F–H), **71**

Harness, Customer Interface Pigtail (KY Spec B–E), **70**

Harness, Customer Interface Pigtail (Spec B–E), **70**

Harness, Engine (KY Begin Spec J and KYD), **69**

Harness, Extension (KY Spec B–E), **70**

Harness, Extension (KY Spec F–H and KYD), **71**

Harness, Generator (KY Spec A), **66**

Harness, Generator (KY Spec B–F), **67**

Harness, Generator (KY Spec G–H), **68**

Harness, Generator Harness Splitter (KY Spec B–F), **67**

Harness, Generator Harness Splitter (KY Spec G–H), **68**

Harness, Remote, **78**

Harness, Remote Panel (Switch Only), **75 , 76**

Harness, Remote Panel (Switch Only) (KY Begin Spec F and KYD), **74**

Harness, Remote Panel Adapter (KY Spec F–H and KYD), **72**

Head, Cylinder, **11 , 12**

Holder, Governor Spring, **18**

Hose, Air Cleaner Preheat (KY Spec J and KYD), **32**

Hose, Choke Preheat (KY Begin Spec B), **39**

Hose, Gasoline Fuel (KY Begin Spec J and KYD), **23**

Hose, Gasoline Fuel (KY Spec A–H), **21**

Hose, LP Fuel (KY Spec A–D), **25**

Hose, LP Fuel (KY Spec E–K and KYD), **27**

Hose, Preheat (KYD), **41**

Housing, Air (KY Begin Spec B and KYD), **33**

Housing, Choke (KY Begin Spec J and KYD), **23**

Housing, Choke (KY Spec A–H), **21**

Housing, Scroll (KY Spec A), **59**

Housing, Stator (KY Begin Spec B and KYD), **61 , 63**

Housing, Stator (KY Spec A), **59**

I

Indicator, Oil (KY Begin Spec B and KYD), **36 , 37**

Indicator, Oil (KY Spec A), **35**

Insulation, Cover (KY Begin Spec B and KYD), **53**

Insulation, Door (KY Begin Spec B), **53**

Insulation, Exhaust (KY Spec A), **44**

Insulation, Exhaust Baffle (Spec A), **51**

Insulation, Exhaust Barrier (KY Begin Spec B), **47**

Insulation, Inlet (KY Spec B–H), **53**

Insulation, Inlet (Spec A), **51**

Insulation, Inlet Baffle (KY Begin Spec B and KYD), **33**

Insulation, Sound, **42**

Insulator, Carburetor (KY Begin Spec J and KYD), **23**

Insulator, Carburetor (KY Spec A–H), **21**

Insulator, Exhaust (KY), **43**

Insulator, Gasoline Intake Manifold (KY Spec A–H), **21**

Insulator, Intake Manifold (KY Begin Spec J and KYD), **23**

Insulator, LP Carburetor (KY Spec A–D), **25**

Insulator, LP Carburetor (KY Spec E–K and KYD), **27**

Insulator, LP Intake Manifold (KY Spec A–D), **25**

Insulator, LP Intake Manifold (KY Spec E–K and KYD), **27**

Isolator, Engine Mount (KY Begin Spec B), **47**

Isolator, Generator Mount (KY Begin Spec B), **47**

Isolator, Generator/Engine Mount (KY Spec A), **44**

Isolator, Mount (KYD), **49**

Isolator, Muffler (KY Begin Spec B), **39**

Isolator, Snubber (KY Begin Spec B), **47**

Isolator, Snubber (KY Spec A), **44**

Index

Isolator, Snubber (KYD), **49**

K

Key, Camshaft, **15**

Key, Crankshaft, **13** , **14**

Key, Fan Hub (KY Begin Spec B and KYD), **61** ,
63

Key, Fan Hub (KY Spec A), **59**

Kit Hose, Vent , **29**

Kit Rod, Connecting, **14**

Kit, Air Filter (KY Begin Spec B and KYD), **33**

Kit, Carburetor (KY Begin Spec K and KYD), **23**

Kit, Carburetor Repair (KY Spec A–C), **21**

Kit, Carburetor Repair (KY Spec A–J), **21** , **23**

Kit, Carburetor Solenoid Repair (KY Spec B–C)),
21

Kit, Enclosure Cover, **53**

Kit, Exhaust Elbow, **78**

Kit, Exhaust Elbow Adapter (KY), **43**

Kit, Exhaust Tailpipe (KY), **43**

Kit, Exhaust Tube (KY), **43**

Kit, Filter, **29**

Kit, Governor Sleeve, **15**

Kit, KY Housing, **57**

Kit, KY Underfloor Base, **57**

Kit, KY Underfloor Housing, **57**

Kit, Mounting (Underfloor), **55**

Kit, Muffler, **41**

Kit, Remote Adapter, **78**

Kit, Remote Panel (KY Spec B–E), **73**

Kit, Remote Panel (Switch and Hourmeter), **75**

Kit, Remote Panel (Switch and Voltmeter), **76**

Kit, Remote Panel (Switch and Voltmeter) (KY
Begin Spec F and KYD), **76**

Kit, Remote Panel (Switch Only), **74**

Kit, Remote, Panel (Switch Only), **74**

Kit, Set Mounting, **78**

Kit, Tailpipe Hanger, **78**

Kit, Underfloor Mounting (KY Begin Spec B)), **54**

Kit, Underfloor Mounting (KY), **54**

Kit, Underfloor Mounting (KYD), **55**

Kits (Misc), **78**

Kits, KY Exhaust, **43**

KY and KYD Labels, **79**

L

Label, Air Cleaner (KY Begin Spec B and KYD),
33

Label, Charger (KY Begin Spec B), **53**

Latch Assy, Service Panel (KY Begin Spec B), **53**

Latch, Service Panel (Spec A), **51**

Lever, Governor, **18**

Lever, Governor Control, **18**

Line, LP Fuel Inlet (KY Spec A–D), **25**

Line, LP Fuel Inlet (KY Spec E–K and KYD Spec
B), **29**

Line, LP Fuel Inlet (KY Spec E–K and KYD), **27**

Linkage, Choke (KY Begin Spec J and KYD), **23**

Linkage, Choke (KY Spec A–H), **21**

Lock, Valve Spring, **11** , **12**

M

Magneto (KY Begin Spec B and KYD), **32**

Magneto (KY Spec A), **31**

Manifold, Exhaust, **40**

Manifold, Exhaust (KY Begin Spec B), **39**

Manifold, Gasoline Intake (KY Spec A–H), **21**

Manifold, Intake (KY Begin Spec J and KYD), **23**

Manifold, LP Intake (KY Spec A–D), **25**

Manifold, LP Intake (KY Spec E–K and KYD), **27**

Meter, Hour (Begin Spec F), **75**

Meter, Volt (Begin Spec F), **76**

Mixer (KY Begin Spec L and KYD Begin Spec B),
29

Module, Secondary Air Injection, **41**

Mount, Generator, **55**

Mount, Isolating, **40**

Muffler (KY Begin Spec B), **39**

Muffler (KY Spec A), **38**

Muffler (KYD), **41**

Index

N

Nipple, Fuel Valve (KY Spec A–D), **25**
Nipple, Fuel Valve (KY Spec E–K and KYD Spec B), **29**
Nipple, Fuel Valve (KY Spec E–K and KYD), **27**

O

O'Ring, Oil Fill Tube (KY Spec A), **35**
O'Ring, Oil Indicator (KY Begin Spec B and KYD), **36 , 37**
O'Ring, Oil Indicator (KY Spec A), **35**
O'Ring, Rotor (KY Begin Spec B and KYD), **61 , 63**
O'Ring, Rotor (KY Spec A), **59**

P

Paint, **78**
Paint, Enamel Green, **78**
Panel, Control (KY Begin Spec J and KYD), **65**
Panel, Control (KY Spec A), **59**
Panel, Control (KY Spec B–H), **64**
Panel, KY Housing, **57**
Panel, Remote, **74 , 75**
Panel, Remote (KY Begin Spec F and KYD), **76**
Panel, Remote (KY Spec B–E), **73**
Panel, Remote Switch and Hourmeter, **75**
Panel, Remote Switch and Voltmeter (KY Begin Spec F and KYD), **76**
Panel, Remote Switch only, **74**
Panel, Service (KY Begin Spec B), **53**
Panel, Service (Spec A), **51**
Panel, Under Floor (KYD), **55**
Panel, Underfloor Mounting (KY), **54**
PCB, Control (KYD), **49**
Pin, Cylinder Head Hollow Dowel, **11 , 12**
Pin, Decompression, **15**
Pin, Endbell Roll (KY Spec A), **31**
Pin, Piston, **13 , 14**
Pipe, Exhaust (KYD), **41**
Piston, **13 , 14**
Pivot, Speed Adjusting, **18**

Plate, Oil Shield, **13 , 14**
Plug, Drain (KY Begin Spec B and KYD), **36 , 37**
Plug, Drain (KY Spec A), **35**
Plug, Hole (KY Spec A), **59**
Plug, Hole (KY Spec B–H), **64**
Plug, Spark, **11 , 12**
Potentiometer (KY Begin Spec J and KYD), **65**
Potentiometer (KY Spec A), **59**
Potentiometer (KY Spec B–H), **64**
Pump, Fuel (KY Begin Spec J and KYD), **23**
Pump, Fuel (KY Spec A–H), **21**

R

Rail, KY Underfloor Mounting Bottom, **56**
Rail, Mounting (KYD), **55**
Rail, Underfloor Mounting (KY), **54**
Rectifier, Generator Harness Bridge (KY Spec A), **66**
Regulator, Fuel (KY Begin Spec L and KYD Begin Spec B), **29**
Regulator, LP (KY Spec A–D), **25**
Regulator, LP (KY Spec E–K and KYD), **27**
Regulator, Voltage (KY Spec A), **31**
Regulator, Voltage (KY Spec B–H), **47**
Relay, Start Solenoid (KY Spec A), **44**
Relay, Start Solenoid (KY Spec B–H), **47**
Relay, Start Solenoid (KYD), **49**
Resistor, Generator Harness (KY Spec A), **66**
Resonator, Exhaust (KY), **43**
Resonator, Intake (KY Begin Spec B and KYD), **33**
Retainer, Valve Spring, **11 , 12**
Ring Kit, Oversize, **13**
Ring Set, Piston, **13 , 14**
Ring, Collector (KY Begin Spec B and KYD), **61**
Ring, Collector (KY Spec A), **59**
Rings, Valve Guide, **11 , 12**
Rod, Air Inlet (KY Spec A), **31**
Rod, Connecting, **13**
Rod, Governor, **18**
Rod, Push, **15 , 16**

Index

Rotor Assy, Generator (KY Begin Spec B and KYD), **61**

Rotor Assy, Generator (KY Spec A), **59**

S

Seal, **15 , 16**

Seal, Air (KY Begin Spec B and KYD), **33**

Seal, Air Filter Foam (KY Begin Spec B and KYD), **33**

Seal, Barrier Edge (KY Begin Spec B), **47**

Seal, Crankshaft Oil, **13 , 14**

Seal, Cylinder Block Oil, **18**

Seal, Endbell (KY Spec A), **31**

Seal, Valve Stem, **11 , 12**

Secondary Air Assy, **42**

Secondary Air Injeciton (SAI) KY (Spec P), **42**

Shaft, Balancer, **17**

Shaft, Flyweight, **15**

Shaft, Governor Lever, **18**

Shield, Carburetor (KY Begin Spec J and KYD), **65**

Shield, Carburetor (KY Spec A), **59**

Shield, Carburetor (KY Spec B–H), **64**

Shield, Exhaust, **47**

Shield, Exhaust Insulation (KYD), **49**

Shim, Balancer, **17**

Shim, Breather Valve, **11 , 12**

Shim, Camshaft, **15 , 16**

Shim, Crankshaft, **13 , 14**

Silencer, Exhaust, **40**

Sleeve, Governor, **15 , 16**

Solenoid, Gasoline Fuel Cut (KY Begin Spec B–C), **21**

Solenoid, Start (KY Begin Spec B), **47**

Spacer, Muffler (Isolator KYD), **41**

Spring, Decompression, **15**

Spring, Generator Brush, **32**

Spring, Generator Brush (KY Spec A), **31**

Spring, Governor, **18**

Spring, Governor Adjusting Screw, **18**

Spring, Governor Rod, **18**

Spring, Valve, **11 , 12**

Starter, **32**

Starter (KY Spec A), **59 , 63**

Stator, Generator (KY Begin Spec B and KYD), **61**

Stator, Generator (KY Spec A), **59**

Stiffener, Bracket (KY Spec A–D), **25**

Stiffener, Bracket (KY Spec E–K and KYD), **27**

Strap, Bond (KY Begin Spec B and KYD), **33**

Strap, Bond (KY Spec A), **31**

Stud, Exhaust (KY Begin Spec B), **39**

Stud, Exhaust (KY Spec A), **38**

Stud, Exhaust (KYD), **41**

Switch, Oil Level (KY Spec A), **35**

Switch, Oil Level (KY Spec B–F Only), **36**

Switch, Remote Panel Start/Stop (KY Begin Spec F and KYD), **74**

Switch, Remote Panel Start/Stop (KY Spec B–E), **73**

Switch, Remote Panel Start/Stop Switch and Hourmeter (Begin Spec F), **75**

Switch, Start/Stop (Generator Harness) (KY Spec A), **66**

Switch, Start/Stop (KY Begin Spec J and KYD), **65**

Switch, Start/Stop (KY Spec B–H), **64**

T

Tappet, **15 , 16**

Terminal, Spark Plug, **32**

Terminal, Spark Plug (KY Spec B–H), **64**

Transformer, Voltage (KY Begin Spec B and KYD), **61**

Transformer, Voltage (KY Begin Spec J and KYD), **65**

Tube, Breather, **11 , 12**

Tube, Exhaust (KY), **43**

Tube, Oil Fill (KY Spec A), **35**

Tube, Spacer (KY Begin Spec B), **47**

V

Valve Assy, Fuel (KY Spec A–D), **25**

Valve Assy, Fuel (KY Spec E–K and KYD Spec B), **29**

Index

Valve Assy, Fuel (KY Spec E-K and KYD), **27**

Valve, Breather, **11 , 12**

Valve, Intake/Exhaust, **11 , 12**

Valve, PCV, **30**

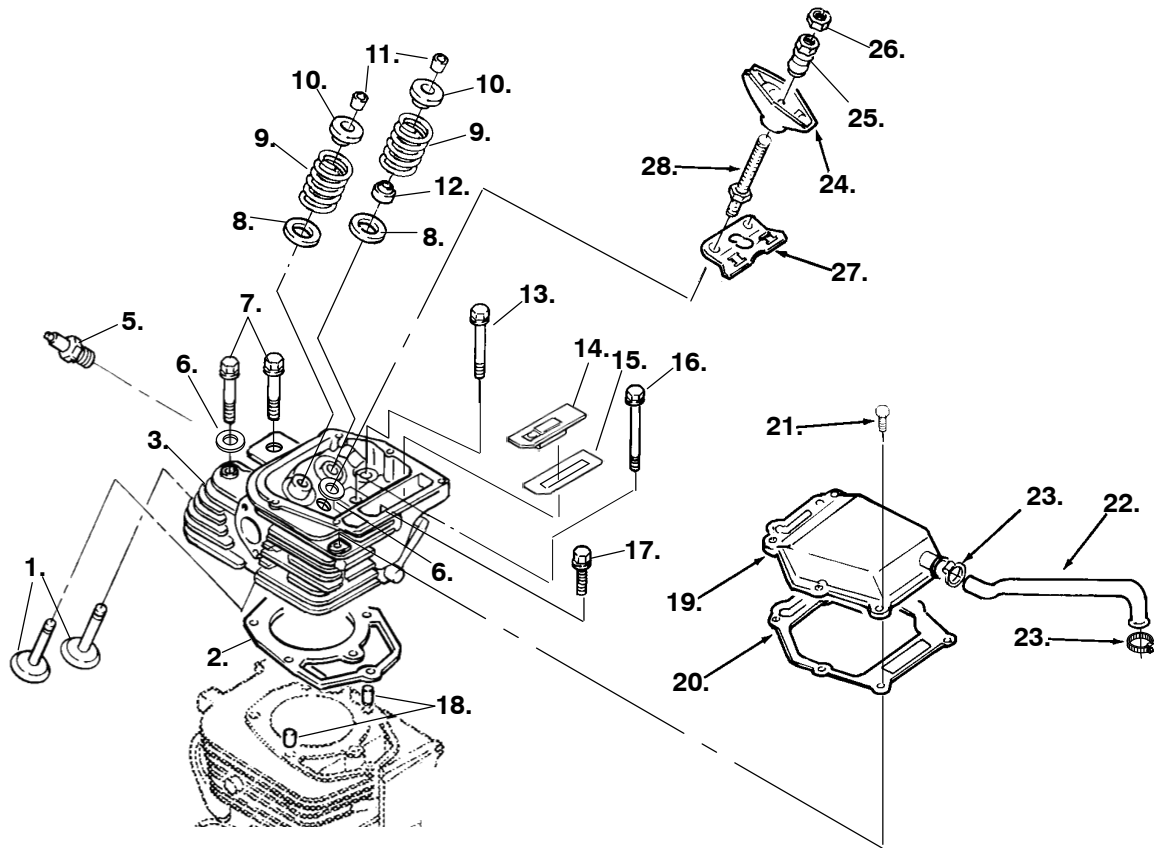
W

Wheel Assy, Blower (KY Begin Spec B and KYD),
61 , 63

Wheel Assy, Blower (KY Spec A), **59**

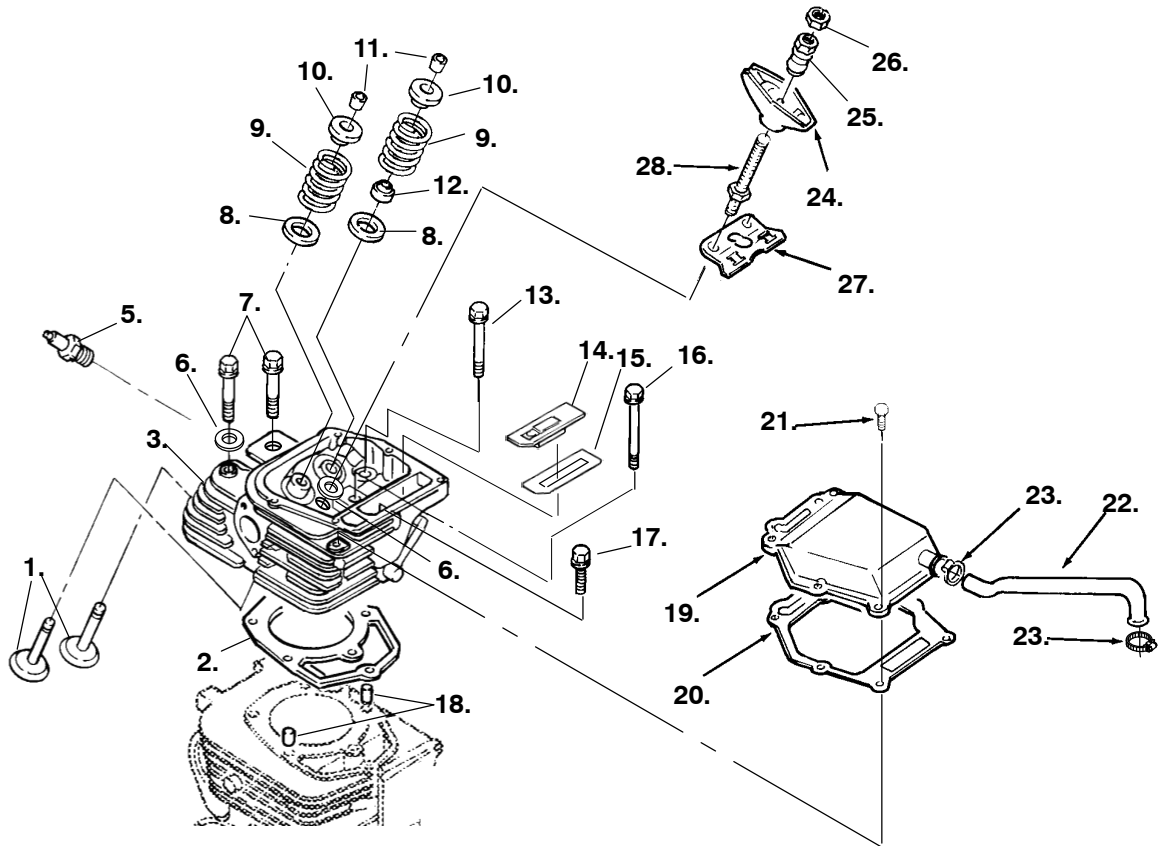
Wrapper, Air Cylinder, **34**

Cylinder Head (All Spec A-K) (3.3KYFR and 3.6KYFA Spec L)



REF NO.	PART NO.	QTY USED	PART DESCRIPTION	REF NO.	PART NO.	QTY USED	PART DESCRIPTION
1.	100-4152	1	Engine (Spec A-L) Valve	16.	110-3751-00	1	Bolt, Cylinder Head (M8 x 1.25 x 85mm)
	110-3887	1	Intake	17.	110-3751-01	1	Bolt, Cylinder Head (M8 x 1.25 x 48mm)
	110-3888	1	Exhaust	18.	110-3892	2	Pin, Hollow Dowel
2.	110-3893	1	Gasket, Cylinder Head	19.	110-3743	1	Cover, Valve
3.	110-3890	1	Head, Cylinder (Includes Guides, Seats and Valve Guide Rings)	20.	110-3861	1	Gasket, Valve Cover
4.	110-3882	2	Rings, Valve Guide (Not Shown)	21.	800-3026	7	Screw, Hex Flange Head (M6 x 1 x 25mm)
5.	167-0275	1	Plug, Spark 60Hz (Champion)	22.	123-1917	1	Tube, Breather
	A034Y105	1	60Hz (NGK)	23.	503-1851	2	Clamp, Hose
	167-0305	1	50Hz (Champion)	24.	115-0465	2	Arm, Rocker
6.	740-1008	2	Washer, Flat (M10)	25.	185-7144	2	Nut, Rocker Arm Adjusting
7.	110-3750	2	Bolt, Cylinder Head (M10 x 1.25 x 66mm)	26.	115-0496	2	Nut, Lock Adjusting
8.	110-3698	2	Washer, Valve Spring	27.	115-0472	1	Guide, Push Rod
9.	110-3701	2	Spring, Valve	28.	115-0497	2	Stud, Rocker Arm
10.	110-3700	2	Retainer, Valve Spring	29.	110-3883	1	Guide, Intake Valve (Included in item 3.)
11.	110-3914	2	Lock, Valve Spring	30.	110-3884	1	Guide, Exhaust Valve (Included in item 3.)
12.	509-0289	1	Seal, Valve Stem	31.	110-3885	1	Seat, Intake Valve (Included in item 3.)
13.	110-3750-03	2	Bolt, Flange (M10 x 1.5 x 115mm)	32.	110-3886	1	Seat, Exhaust Valve (Included in item 3.)
14.	123-1920	1	Valve, Breather				
15.	110-3922-01	1	Shim, Breather Valve .010				
	110-3922-02	1	.020				

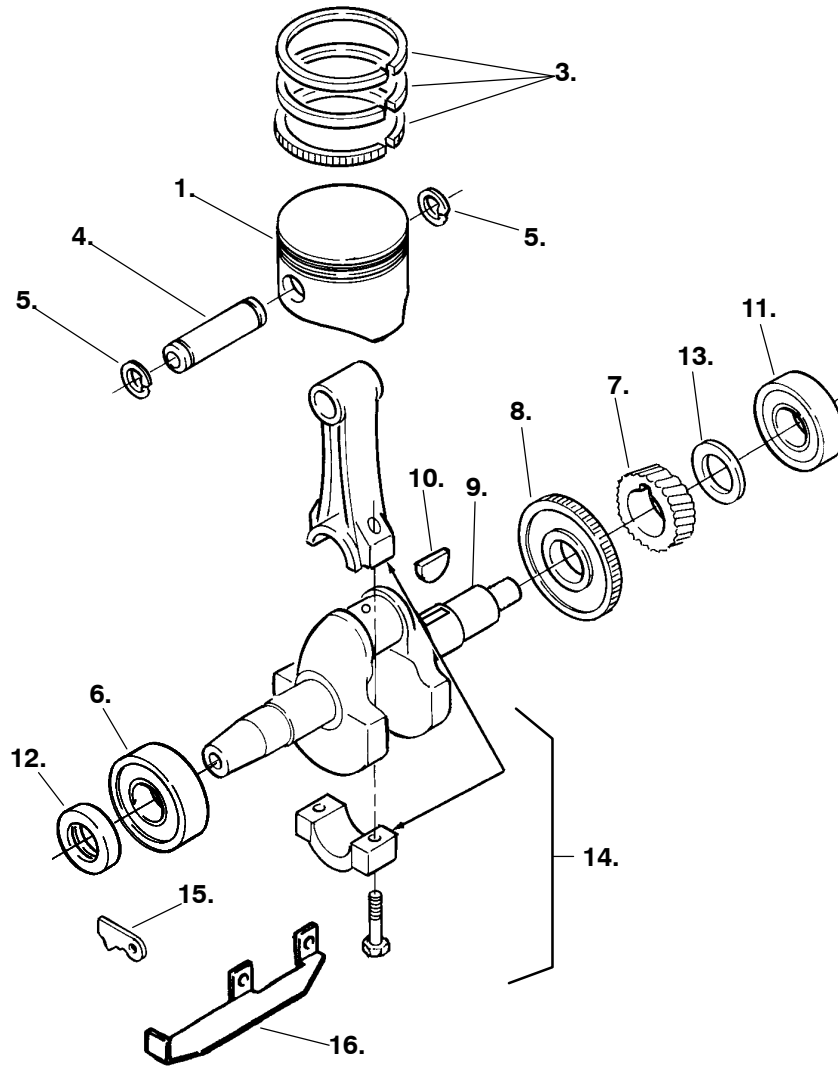
Cylinder Head (3.3KYFR, 3.6KYFA Begin Spec M) (3.6KYFR, 4.0KY Begin Spec L)



REF NO.	PART NO.	QTY USED	PART DESCRIPTION	REF NO.	PART NO.	QTY USED	PART DESCRIPTION
	100-4152	1	Engine (Begin Spec L)	15.			Shim, Breather Valve
1.			Valve		110-3922-01	1	.010
	110-4035	1	Intake		110-3922-02	1	.020
	110-4036	1	Exhaust	16.	A028X518	1	Bolt, Cylinder Head (M10 x 1.25 x 85mm)
2.	110-3893	1	Gasket, Cylinder Head	17.	A028X508	1	Bolt, Cylinder Head (M10 x 1.25 x 50mm)
3.	110-3890	1	Head, Cylinder (Includes Guides, Seats and Valve Guide Rings)	18.	110-3892	2	Pin, Hollow Dowel
4.	110-3882	2	Rings, Valve Guide (Not Shown)	19.	110-3743	1	Cover, Valve
5.			Plug, Spark	20.	110-3861	1	Gasket, Valve Cover
	167-0275	1	60Hz	21.	A028X500	7	Screw, Hex Flange Head (M6 x 1 x 25mm)
	167-0305	1	50Hz	22.	123-1917	1	Tube, Breather
6.	A028V609	2	Washer, Flat (M10)	23.	503-1851	2	Clamp, Hose
7.	A028X507	2	Bolt, Cylinder Head	24.	115-0465	2	Arm, Rocker
8.	110-3698	2	Washer, Valve Spring	25.	185-7144	2	Nut, Rocker Arm Adjusting
9.	110-3701	2	Spring, Valve	26.	115-0496	2	Nut, Lock Adjusting
10.	110-3700	2	Retainer, Valve Spring	27.	115-0472	1	Guide, Push Rod
11.	110-3914	2	Lock, Valve Spring	28.	115-0497	2	Stud, Rocker Arm
12.	A028V752	1	Seal, Valve Stem	29.	A035A627	1	* Filter, Breather (Not shown)
13.	A028X512	2	Bolt, Flange (M13 x 1.5 x 115mm)				
14.	123-1920	1	Valve, Breather				

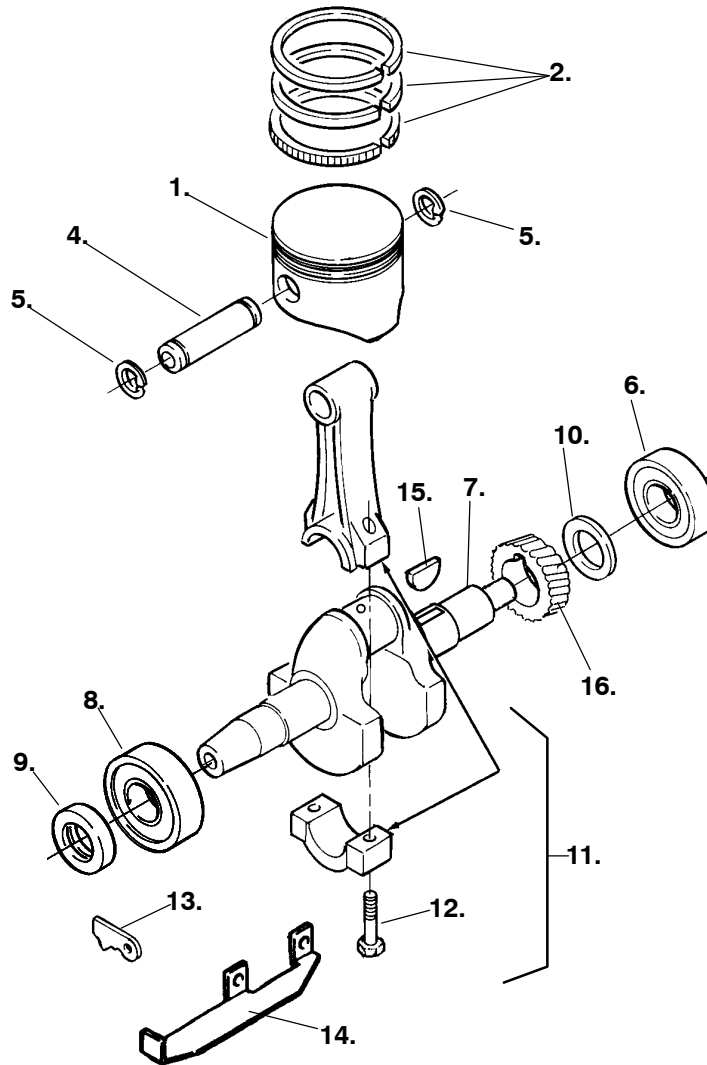
* Part Included in Valve, Breather (Item number 14)

Crankshaft (3.6KY Spec A-L) (4.0KY Spec A-K)



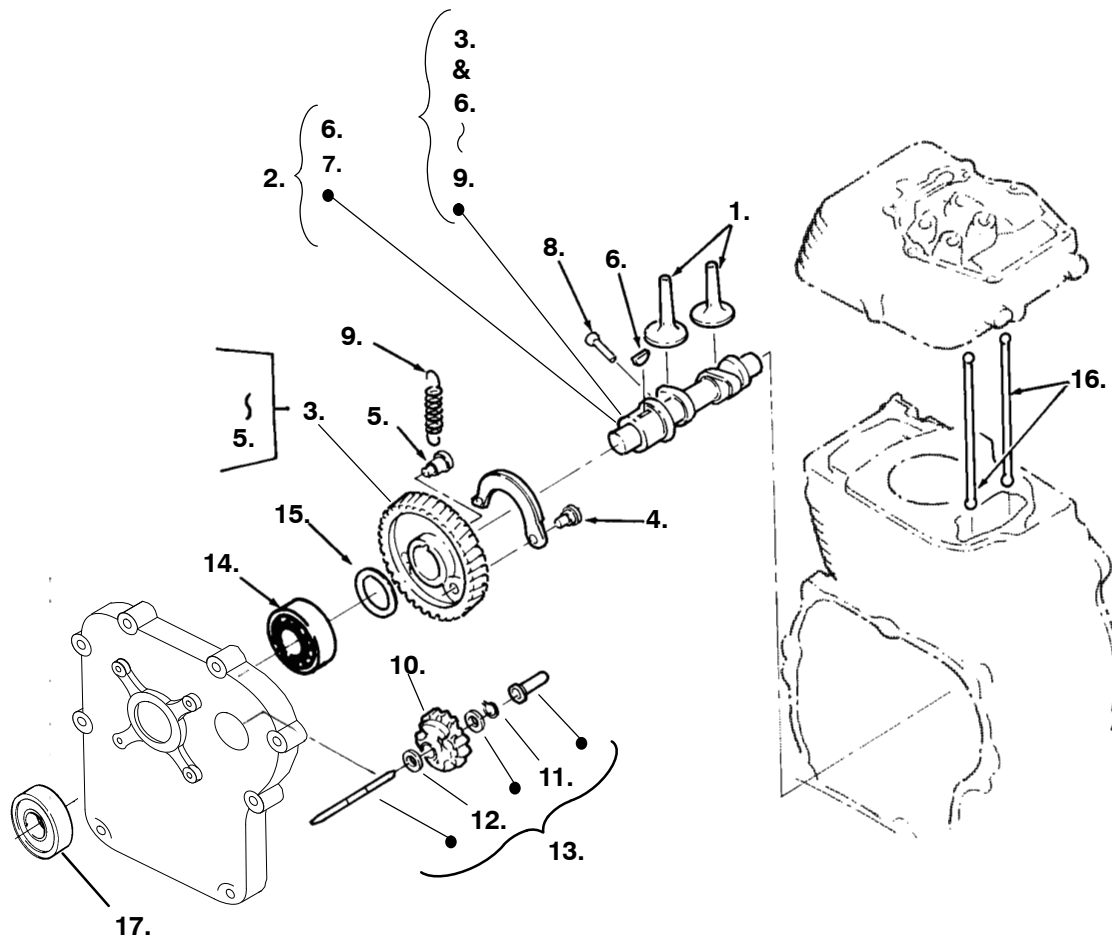
REF NO.	PART NO.	QTY USED	PART DESCRIPTION	REF NO.	PART NO.	QTY USED	PART DESCRIPTION
1.			Piston (Includes Pin & Clip)	13.			Shim (Use As Required)
	112-0291	1	Standard		104-1721-01	3	0.20mm
	185-6828	1	0.25 Oversize		104-1721-02	3	0.30mm
	185-6826	1	0.50 Oversize		104-1721-03	3	0.40mm
2.	185-6829		Ring Kit, Oversize		104-1721-05	3	0.50mm
3.	A028X412		Kit, Piston Rings		104-1721-07	3	0.60mm
4.	112-0290	1	Pin, Piston		104-1721-08	3	0.70mm
5.	112-0255	2	Clip, Piston Pin	14.			Rod Assy, Connecting
6.	510-0160	1	Bearing, Block End		114-0373	1	(Includes Bolt)
7.	104-1901	1	Gear, Crankshaft				Standard
8.	104-1899	1	Gear, Balancer		No Replacement	1	0.25 Undersize
9.	104-1780	1	Crankshaft		No Replacement	1	0.50 Undersize
10.	515-0293	1	Key, Woodruff	15.	120-1264	1	Plate, Oil Shield
11.	510-0182	1	Bearing	16.	114-0366	1	Dipper, Oil
12.	509-0258	1	Seal, Oil				

Crankshaft (3.6KY Begin Spec M) (4.0KY Begin Spec L)



REF NO.	PART NO.	QTY USED	PART DESCRIPTION	REF NO.	PART NO.	QTY USED	PART DESCRIPTION
1.	112-0253	1	Piston	10.			Shim (Use As Required)
2.	A028X412		Kit, Piston Rings		104-1721-01	3	0.20mm
3.	185-6829		Kit, Piston Rings .25mm (Oversize)		104-1721-02	3	0.30mm
4.	112-0290	1	Pin, Piston		104-1721-03	3	0.40mm
5.	112-0255	2	Clip, Piston Pin		104-1721-05	3	0.50mm
6.	510-0160	1	Bearing, Block End		104-1721-07	3	0.60mm
7.	104-2133	1	Crankshaft		104-1721-08	3	0.70mm
8.	510-0182	1	Bearing	11.	A028X316		Kit Rod, Connecting (Includes Cap, Bolt, and Rod)
9.	A028V757	1	Seal, Oil	12.	A028V775	2	Bolt, Connecting Rod
				13.	120-1264	1	Plate, Oil Shield
				14.	A028X304	1	Dipper, Oil
				15.	515-0293	1	Key, Woodruff
				16.		1	Gear, Crankshaft (Included with Crankshaft Assembly)

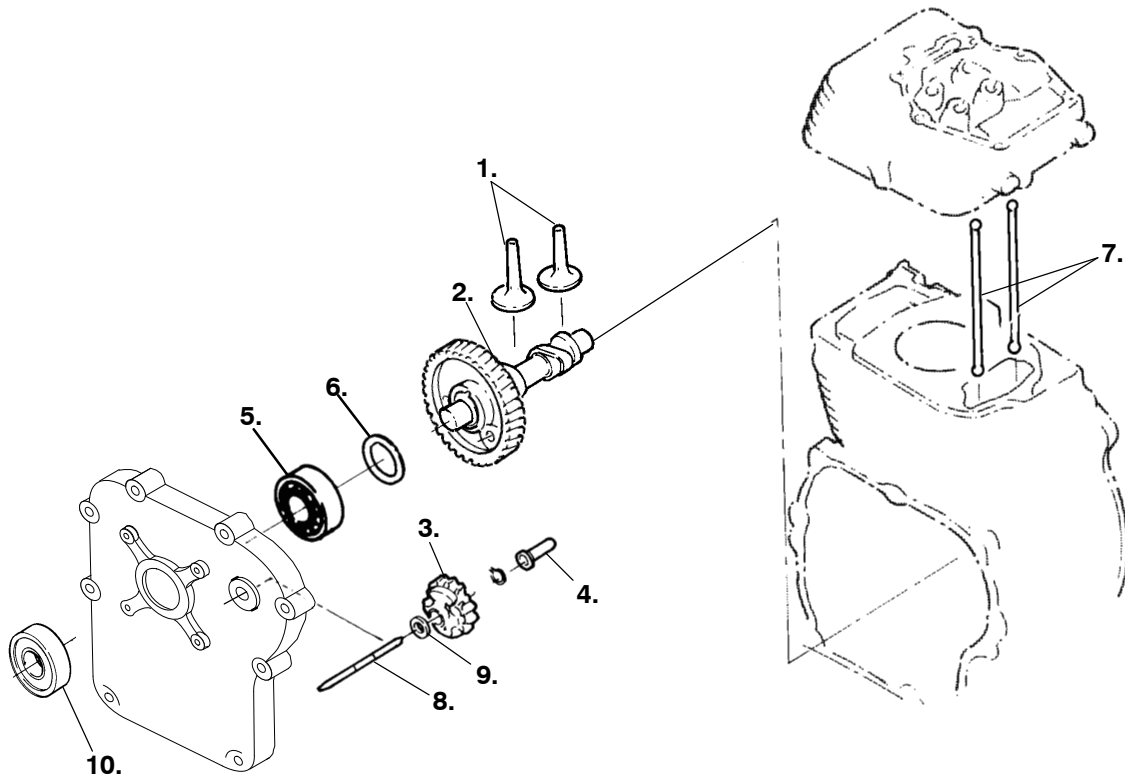
Camshaft (3.6KY Spec A-L) (4.0KY Spec A-K)



REF NO.	PART NO.	QTY USED	PART DESCRIPTION	REF NO.	PART NO.	QTY USED	PART DESCRIPTION
1.	115-0463	2	Tappet	13.	541-0508	1	Sleeve Kit, Governor (Includes Washers Marked *, Governor Stop, Governor Sleeve and Governor Shaft)
2.	105-0724	1	Camshaft (Begin Spec E) (Includes Parts Marked °)	14.	510-0163	1	Bearing, Ball
3.	105-0681	1	+ Gear Assy, Camshaft (Spec A-D) (Includes Flyweight, Flyweight Shaft and Pin)	15.	104-1896-02	3	.60mm
4.	150-2302	1	Shaft, Flyweight		104-1896-04	3	.80mm
5.	150-2305	1	Pin, Decompression Spring		104-1896-05	3	.90mm
6.	515-0305	1	°+ Key, Woodruff	16.	115-0471	2	Rod, Push
7.	105-0722	1	°+ Gear, Camshaft	17.	509-0258	1	Seal
8.	150-2465	1	+ Pin, Decompression				
9.	150-2466	1	+ Spring, Decompression				
10.	150-2604	1	Gear, Governor				
11.	526-2077	1	*Washer, Flat				
12.	526-2078	1	*Washer, Flat				

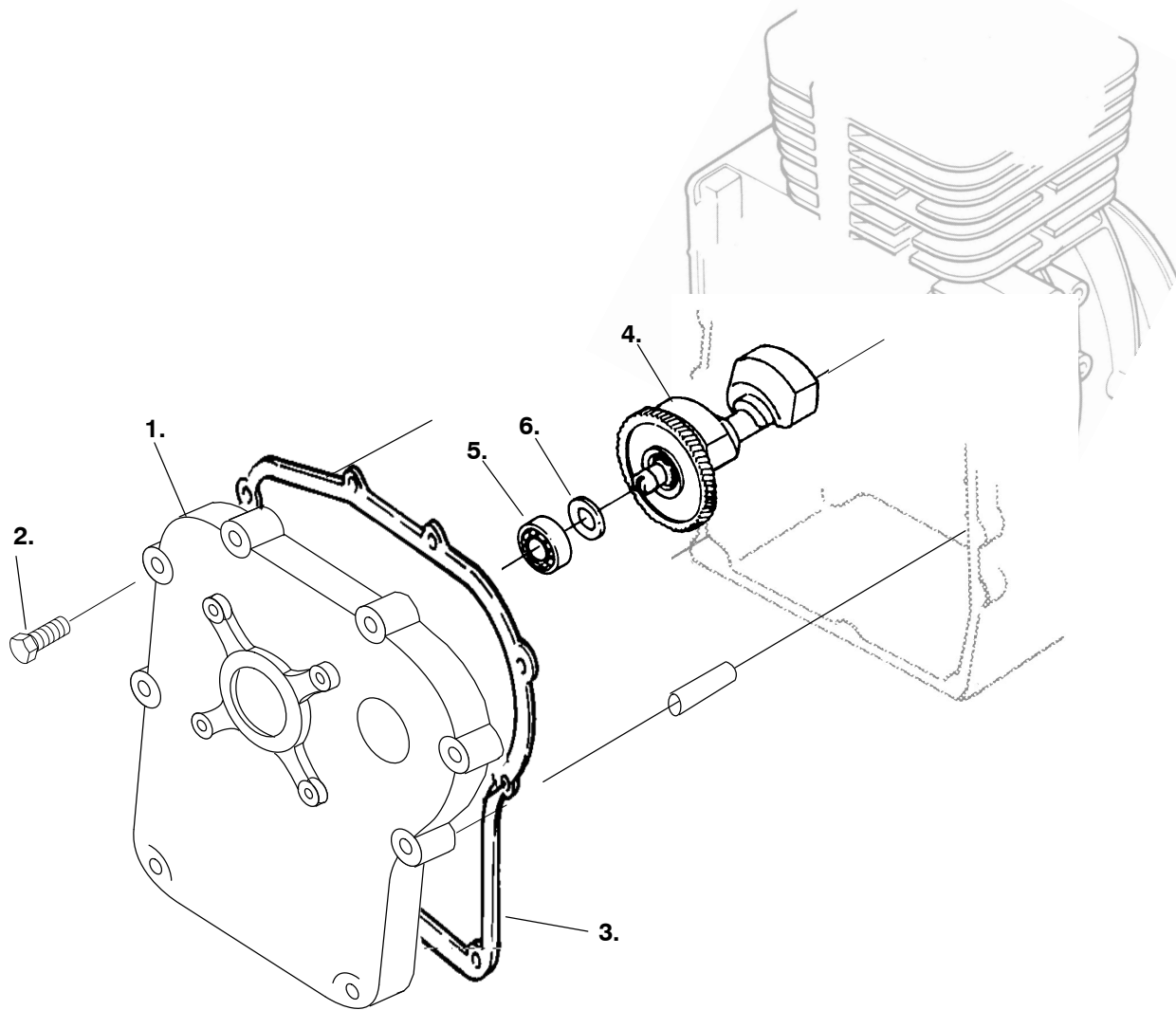
+ - Parts Included in Camshaft Assy (Spec A-D)
 ° - Parts Included in Camshaft Assy (Begin Spec E)
 * - Washers Included in Governor Sleeve Kit.

Camshaft (3.6KY Begin Spec M) (4.0KY Begin Spec L)



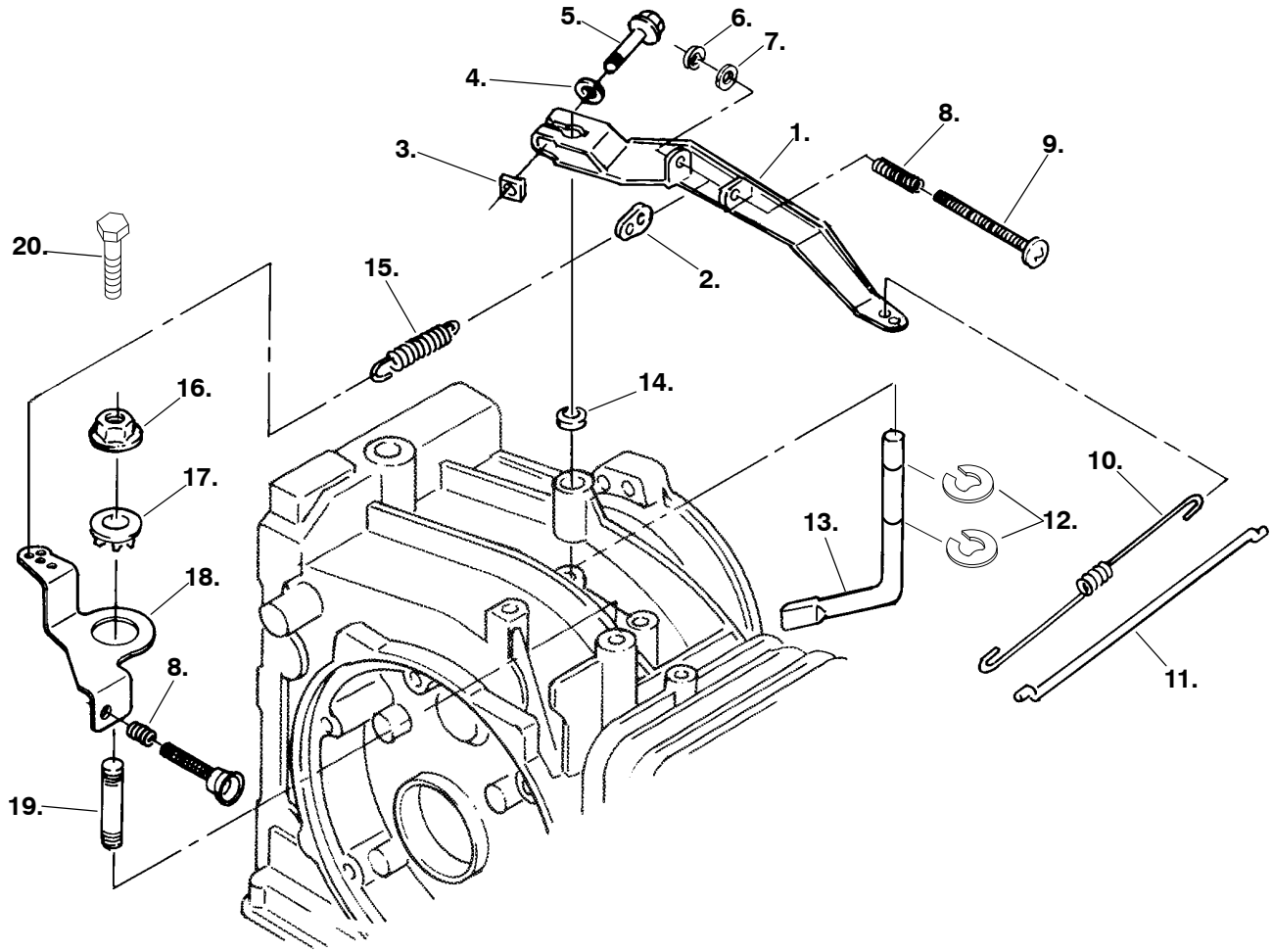
REF NO.	PART NO.	QTY USED	PART DESCRIPTION	REF NO.	PART NO.	QTY USED	PART DESCRIPTION
1.	115-0542	2	Tappet	7.	115-0471	2	Rod, Push
2.	105-0754	1	Camshaft Assy	8.	150-2273	1	Shaft, Governor
3.	150-2604	1	Gear, Governor	9.	A028X300	1	Washer, Governor Shaft
4.	150-2754	1	Sleeve, Governor	10.	510-0182	1	Seal
5.	510-0163	1	Bearing, Balancer Shaft				
6.			Shim (Use As Required)				
	104-1896-02	3	.60mm				
	104-1896-04	3	.80mm				
	104-1896-05	3	.90mm				

Crankcase Cover



REF NO.	PART NO.	QTY USED	PART DESCRIPTION	REF NO.	PART NO.	QTY USED	PART DESCRIPTION
1.	101-0787	1	Cover, Crankcase		104-2130	1	Begin Spec M
2.	A028X528	9	Bolt, Crankcase Cover (M8 x 1.25 x 30mm)	5.	510-0163	1	Bearing, Ball
3.	101-0788	1	Gasket, Crankcase	6.			Shim, Balancer (Use as Required)
4.			Shaft, Balancer (Includes Shaft and Gear)		104-1896-02	3	0.60mm
	104-1902	1	Spec A-L		104-1896-04	3	0.80mm
	104-1897	1	*Shaft Balancer		104-1896-05	3	0.90mm

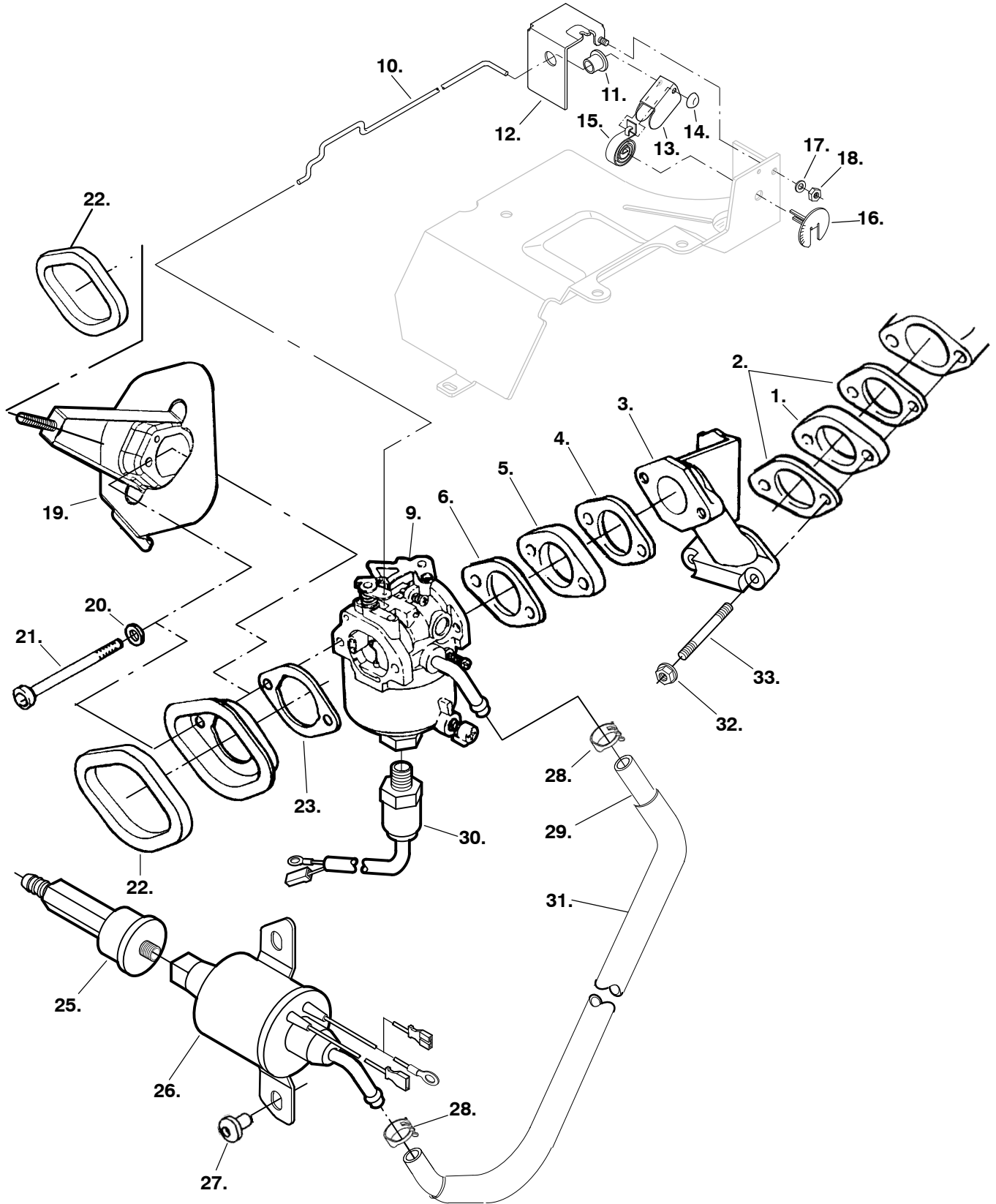
Governor



REF NO.	PART NO.	QTY USED	PART DESCRIPTION	REF NO.	PART NO.	QTY USED	PART DESCRIPTION
1.	150-2393	1	Lever, Governor	14.	150-2448	1	Seal, Oil
2.	150-2396	1	Holder, Governor Spring	15.	150-2390	1	Spring, Governor
3.	870-0465	1	Nut, Square (M8 x 1.25mm)	16.	870-2159	1	Nut, Flanged (M8 x 1.25)
4.	526-0122	1	Washer, Flat (5/16")	17.	150-2398	1	Pivot, Speed Adjusting
5.	718-1039	1	Screw, Hex Head Cap (M8 x 1.25 x 35mm)	18.	150-2549-02	1	Lever, Governor Control
6.	518-0617	1	Clip, Retainer	19.	520-2215	1	Stud, Control Lever Mounting
7.	740-1002	1	Washer, Flat (M5)	20.	800-6373-03	1	*Bolt, Flange (M8 x 25)
8.	150-2394	1	Spring, Adjusting Screw				
9.	150-2395	1	Screw, Special	* -	Item 20 may be used as an alternate option for items 16 and 19.		
10.	150-2391	1	Spring, Governor Rod	19.			
11.	150-2392	1	Rod, Governor				
12.	518-0576	2	Clip, Retainer				
13.	150-2401	1	Shaft, Governor Lever				

This Page Intentionally Left Blank.

Carburetor Gasoline (KY Spec A-H)

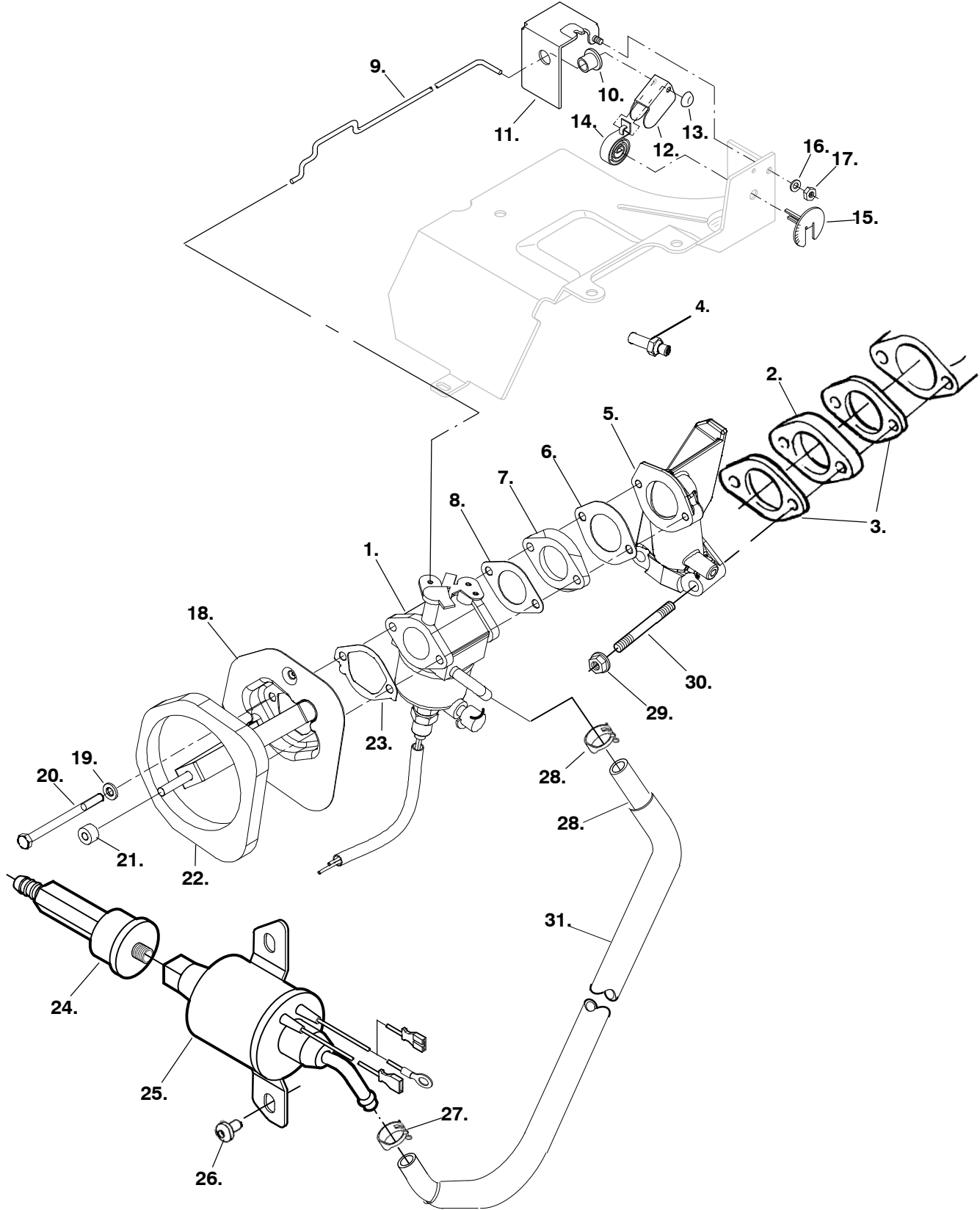


Carburetor Gasoline (KY Spec A-H)

REF NO.	PART NO.	QTY USED	PART DESCRIPTION	REF NO.	PART NO.	QTY USED	PART DESCRIPTION
146-0646		1	Kit, (Parts Without Part Numbers are Not Sold Separately) Solenoid (Spec B, C) (For use with Carburetor 146-0743 (Includes Solenoid Valve Assy, Gaskets and Solenoid Holder)	11.	232-3720	1	Bearing, Flange
				12.	153-0638-01	1	Housing, Choke
				13.	153-0659	1	Cover, Choke Element
				14.	517-0305	1	Cap, Dome
				15.	153-0640	1	Element, Choke Thermostat
				16.			Cover, Choke
					153-0651-02	1	Spec A-H
				17.	526-0003	1	Washer, Flat (3/16")
				18.	860-2005	1	Nut, Hex (M4 x .7mm)
146-0783		1	+Kit, Carburetor (Spec B-H)(Contains Parts in 146-0484) (For use with Carburetor 146-0765)(Includes Gaskets Marked, Parts Marked + Float, Pin, Float Valve and Gaskets)	19.			Adapter, Air Cleaner
					145-0705-02	1	~ Spec D-H
				20.	740-1004	2	Washer, Flat (M6)
				21.	800-2046	2	Screw, Hex Head Cap (M6 x 1 x 80mm)
				22.			Gasket, Carburetor Flange
					145-0617	1	* Spec A
					145-0695	2	~ Spec B-H
146-0651		1	Kit, Carburetor (Spec A-C) (For use with Carburetors 146-0534 and 146-0743) (Includes Gaskets Marked •, Parts Marked ^, Float, Gaskets, Float Valve, Float Pin and Main Limiter Cap)	23.			Gasket, Air Cleaner Adapter
					140-2586	1	*^ Spec A-D
					140-2771-01	1	+~x Spec E-H
				24.	102-1441	1	xGasket, Set-Eng
				25.	149-2457	1	Filter, Fuel
				26.	149-2311-01	1	Pump, Fuel (Electric) (E2) (Spade Terminal)
146-0759		1	Kit, Spec A (Includes Gaskets Marked •, Parts Marked * and Carburetor 146-0534) Spec B-C	27.	823-1002-03	1	Screw, Pan Head Torx (M6 x 1 x 10mm)
				28.	503-1951-10	2	Clamp, Hose (.47")
146-0743		1	Kit, Emissions Conversion (Includes Gaskets Marked • and Parts Marked ~) (Converts to Emissions Carburetor 146-0765 introduced for Spec D)	29.			Hose, Fuel
					503-2735	1	Spec B-J (546mm)
				30.	146-0646	1	Solenoid, Fuel Cutoff (Spec B-C Non Emissions Only) (E3)(Not Replaceable Spec D-J)
				31.	898-1314-05	1	Sleeving, Convoluted
146-0785		1	xKit, Spec D-H, (Includes Carb 146-0803 and Parts Marked x)	32.	870-2055	2	Nut, Flanged (M8 x 1.25mm)
				33.	154-2818	2	Stud
				34.	878-0034-03		*xLaminate Material
1.	146-0530	1	Insulator				
2.	154-2821	2	Gasket, Intake Manifold				
3.	154-2815-02	1	Manifold, Intake				
4.	146-0531	1	+x•Gasket, Manifold Insulator				
5.	146-0532	1	+Insulator				
6.	146-0533	1	+x•Gasket, Carburetor				
7.	146-0849	1	*•Gasket, Carburetor				
8.	517-0380	1	*•Plug Cap				
9.			◇Carburetor (Carburetor only)				
	146-0534	1	Spec A				
	146-0743	1	Spec B-C				
	146-0765	1	Spec D-H				
10.	153-0639	1	Linkage, Choke				

- - Gaskets Included with Carburetors and Repair Kits.
- ◇ - Carburetor Part Numbers are embossed on the Carburetor.
- * - Parts Included with Carburetor (Spec A)
- ~ - Parts Included with Emissions Carburetor Conversion Kit (Spec B-C)
- ^ - Parts Included with Carburetor Repair Kit (Spec A-C)
- + - Parts Included in Carburetor Repair Kit (Begin Spec B and During Spec J)
- ◇ - Parts Included with Carburetor (During Spec J)

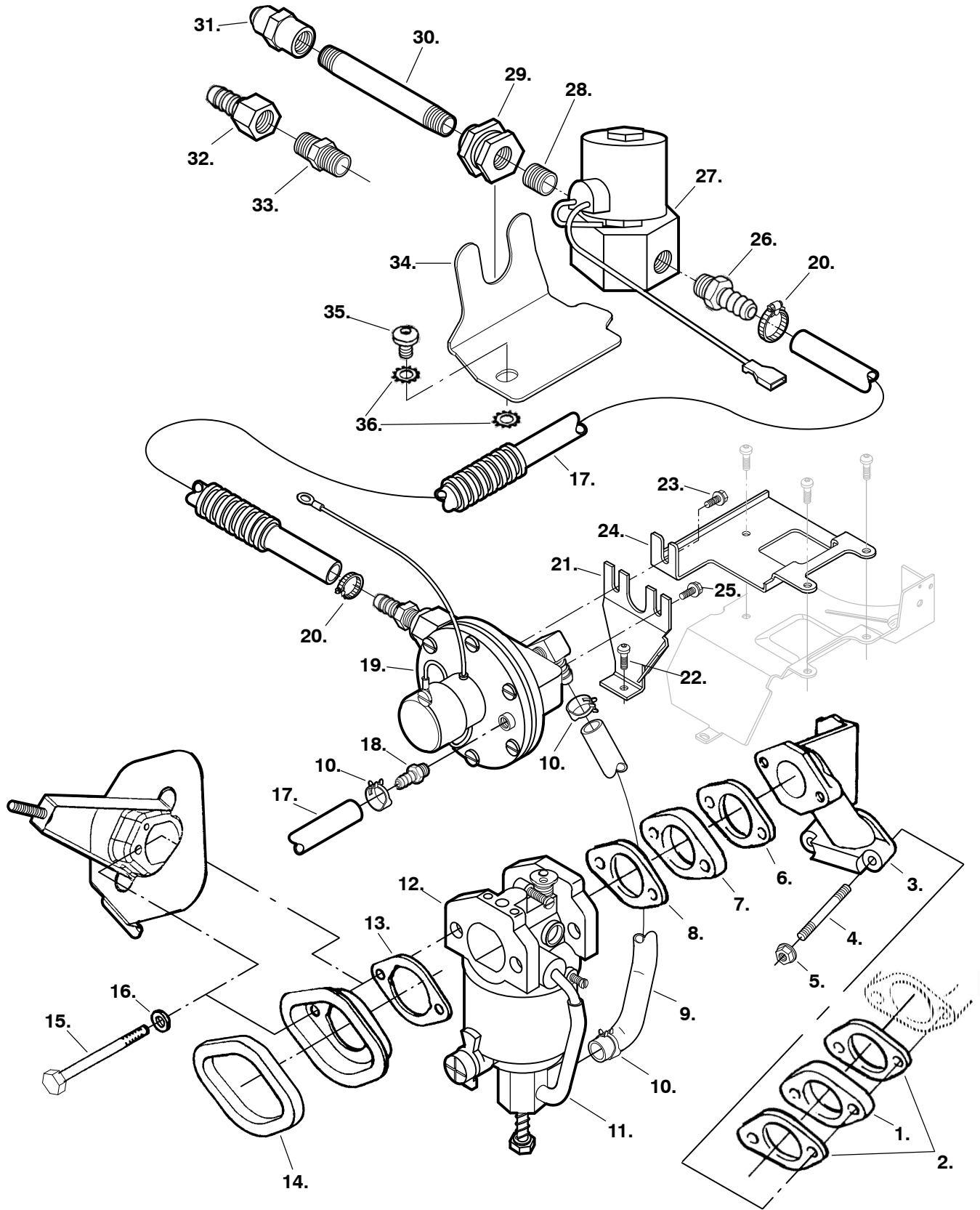
**Carburetor, Gasoline
(KY Begin Spec J and KYD)**



**Carburetor, Gasoline
(KY Begin Spec J and KYD)**

REF NO.	PART NO.	QTY USED	PART DESCRIPTION	REF NO.	PART NO.	QTY USED	PART DESCRIPTION
	A042P619	1	Kit, Carburetor (Non-Evap)	2.	146-0530	1	Insulator, Head
			(w/Carburetor A041D736 In	3.	154-2821	2	Gasket, Intake Manifold
			cludes Gaskets Marked +,	4.	154-3214	1	Manifold, Exhaust (Evap)
			Float, Float Pin, Float Valve	5.	154-2815-02	1	Manifold, Intake
			Covers Spec A-P)	6.	146-0531	1	+xGasket, Manifold Insulator
	146-0783	1	Kit, Carburetor (Spec B-H, J	7.	146-0532	1	+Insulator, Carburetor
			thru S/N F120599) (For use	8.	146-0533	1	+xGasket, Carburetor
			withCarburetor 146-0765)	9.	153-0639	1	Linkage, Choke
			(Includes Gaskets Marked ,	10.	232-3720	1	Bearing, Flange
			Parts Marked +, Float, Float	11.	153-0638-01	1	Housing, Choke
			Pin, Float Valve and	12.	153-0659	1	Cover, Choke Element
			Gaskets) Includes	13.	517-0305	1	Cap, Dome
			146-0784	14.	153-0640	1	Element, Choke Thermostat
	146-0784	1	+ Obsolete Kit Carburetor Pack	15.	153-0651-02	1	Cover, Choke (KY Begin Spec
			age, Repair(Includes				and KYD)
			Float, Float Valve,	16.	526-0003	1	Washer, Flat (3/16")
			Float Pin, and Gaskets,	17.	860-2005	1	Nut, Hex (M4 x .7mm)
			Float Chamber)	18.	145-0705-02	1	Adapter, Air Cleaner (KY Begin
1.			Carburetor Only				Spec D and KYD)
	146-0881	1	4KYFA-6747 Spec A-L	19.	740-1004	2	Washer, Flat (M6)
			(Evap)	20.	800-2046	2	Screw, Hex Head Cap
	146-0803	1	All other KY Spec A-L				(M6 x 1 x 80mm)
			(Non-Evap)	21.	140-2536-06	1	Seal, Air Cleaner Spacer
	A041D744	1	4KYFA-6747 begin Spec M	22.	145-0695	1	Gasket, Carburetor Flange
			(Evap)	23.	140-2771-01	1	+xGasket, Air Cleaner Adapter
	A058G429		Kit, Gasket (Includes the	24.	149-2457	1	Filter, Fuel
			A041D744 Carburetor and	25.	A029F889	1	Pump, Fuel (Electric) (E2)
			the Following 3 Gaskets and				(Ring Terminal)
			Can All be Ordered	26.	823-1002-03	1	Screw, Pan Head Torx
			Separately)				(M6 x 1 x 10mm)
	0146-0531	1	Gasket, Insulator	27.	503-1951-10	2	Clamp, Hose
	0146-0533	1	Gasket	28.	503-2735	1	Hose, Fuel (546mm)
	0140-2771-01	1	Gasket	29.	870-2055	2	Nut, Flanged (M8 x 1.25mm)
	A041D736	1	All other KY begin Spec M	30.	154-2818	2	Stud
			(Non-Evap)	31.	898-1314-05	1	Sleeving, Convuluted

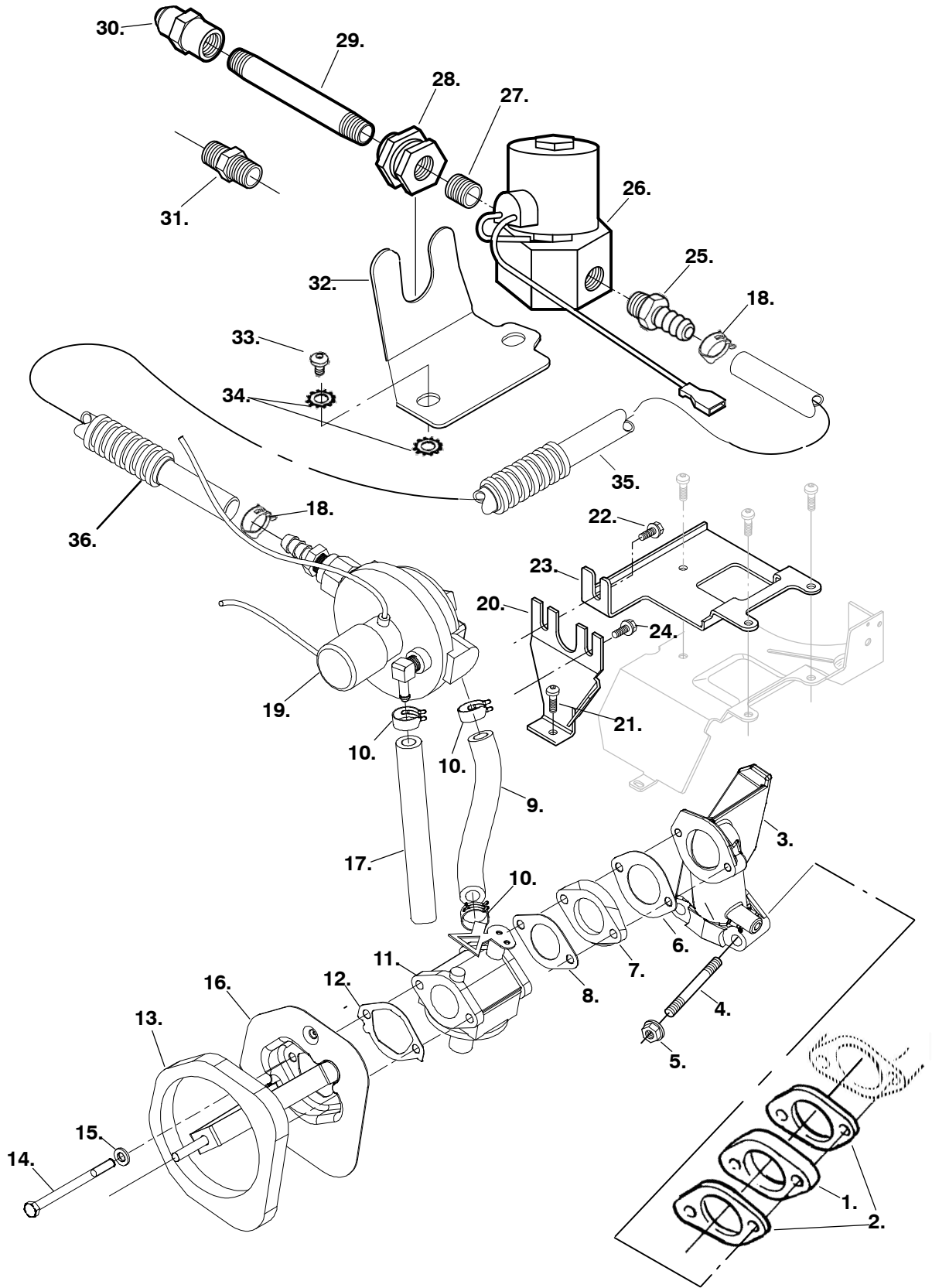
Fuel System LP (KY Spec A-D)



Fuel System LP (KY Spec A-D)

REF NO.	PART NO.	QTY USED	PART DESCRIPTION	REF NO.	PART NO.	QTY USED	PART DESCRIPTION
1.	146-0530	1	Insulator, Head	22.	823-0003-06	1	Screw, Torx Pan Head Thread Forming (M6 x 12mm)
2.	154-2821	2	Gasket, Intake Manifold				
3.	154-2815-02	1	Manifold, Intake	23.	821-0005	1	Screw, Lock Head Flange (10-32 x 1/2")
4.	154-2818	2	Stud	24.	148-0985-02	1	Bracket, Regulator
5.	870-2055	2	Nut, Flanged (M8 x 1.25mm)	25.	821-0004	1	Screw, Flange Lock Hex (#10-32 x 5/16")
6.	146-0531	1	Gasket, Manifold Insulator	26.	502-1162	1	Fitting, Barbed Hose
7.	146-0532	1	Insulator	27.			Valve Assy, Fuel (E3)
8.	146-0533	1	Gasket, Carburetor		307-2501	1	LP Liquid sets
9.	503-2006	1	Hose, Fuel (5.63" Lg) (.375 ID x .75 OD)		307-3079	1	LP Vapor sets
10.	503-1851	3	Clamp, Hose	28.	502-0047	1	Nipple, Close
11.	503-1418	1	Hose, Fuel	29.	502-1133	1	Coupling, Anchor
12.	146-0722	1	Carburetor Kit, LPG	30.	149-2523	1	Line, Inlet Fuel (KY Begin Spec B)(75 LG x 1/4-18 NPT)
13.	140-2586	1	Gasket, Air Cleaner Adapter	31.	502-1214	1	Connector, Female (1/4-18 NPT) (KY Begin Spec B and Spec 11276A)
14.			Gasket, Carburetor Flange	32.	502-1200	1	Fitting, Barbed Hose (Spec A Except Spec 11276A)
	145-0617	1	Spec A	33.			Nipple
	145-0695	1	Begin Spec B		505-0071	1	KY Spec 11276A
15.	800-2046	2	Screw, Hex Head Cap (M6 x 1 x 80mm)	34.			Bracket, Solenoid
16.	740-1004	2	Washer, Flat (M6)		307-2795-02	1	KY Spec A
17.	503-2015	2	Hose, Fuel (40") (.38 ID x .69 OD)		307-2997-02	1	KY Begin Spec B Obsolete
18.	502-0395	1	Connector, Hose (1/8 NPT x 1/4" ID) (Beginning Spec E, Hose Connector Supplied with Regulator)	35.	823-1002-03	1	Screw, Torx Pan Head (M6 x 1 x 10mm)
19.	148-1013	1	Regulator (K2)(Includes Inlet Fitting)	36.	856-0006	2	Washer, EIT Lock Torx (M6)
20.	503-1851	3	Clamp, Hose				
21.	307-2831-02	1	Stiffener, Bracket				

Fuel System LP (KY Spec E-K and KYD Spec A)

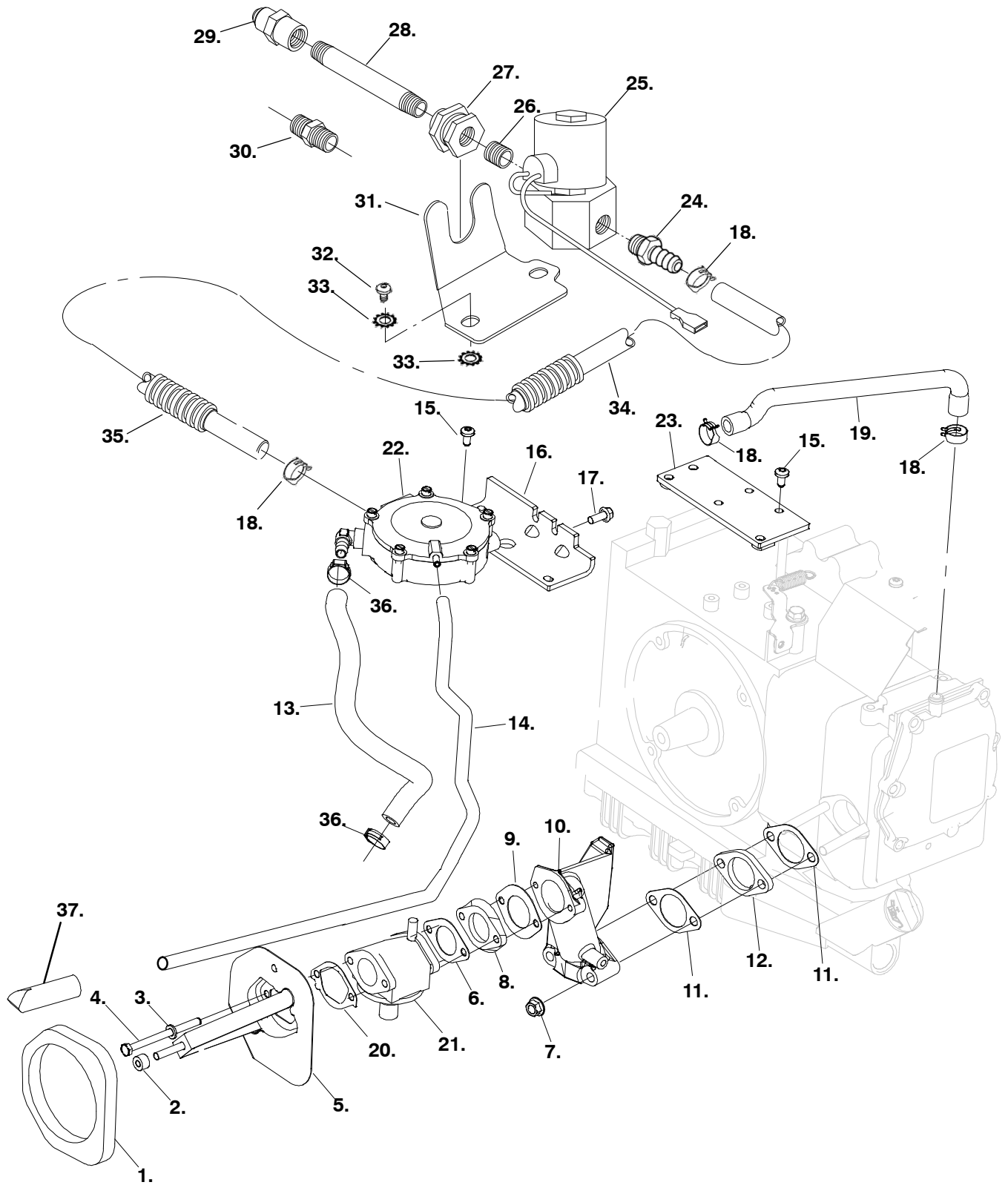


Fuel System LP (KY Spec E-K and KYD)

REF NO.	PART NO.	QTY USED	PART DESCRIPTION	REF NO.	PART NO.	QTY USED	PART DESCRIPTION
	146-0722	1	Kit, Carburetor (Includes Parts Marked +)				(M6 x 12mm)
1.	146-0530	1	Insulator, Head	22.	821-0005	1	Screw, Lock Head Flange (10-32 x 1/2")
2.	154-2821	2	Gasket, Intake Manifold	23.	148-0985-02	1	Bracket, Regulator
3.	154-2815-02	1	*Manifold, Intake	24.	821-0004	1	Screw, Flange Lock Hex (#10-32 x 5/16")
4.	154-2818	2	Stud	25.	502-1162	1	Fitting, Barbed Hose
5.	870-2055	2	Nut, Flanged (M8 x 1.25mm)	26.	307-3079	1	Valve, Fuel (Shut Off)
6.	146-0531	1	*+Gasket, Manifold Insulator	27.	502-0047	1	Nipple, Close
7.	146-0532	1	*Insulator	28.	502-1133	1	Coupling, Anchor
8.	146-0533	1	*+Gasket, Carburetor	29.	149-2523	1	Line, Inlet Fuel (Begin Spec B) (75 LG x 1/4-18 NPT)
9.	503-2006	1	*Hose, Fuel (5.63" Lg) (.375 ID x .75 OD)	30.	502-1214	1	Connector, Female (1/4-18 NPT) (Begin Spec B and Spec 11276A)
10.	503-1851	3	*Clamp, Hose	31.	505-0071		Nipple
11.	146-0668	1	*+Carburetor	32.	307-2997-02	1	Bracket, Solenoid
12.	140-2771-01	1	*+Gasket, Air Cleaner Adapter	33.	823-1002-03	1	Screw, Torx Pan Head (M6 x 1 x 10mm)
13.	145-0695	1	*Gasket, Carburetor Flange (KY Begin Spec B and KYD)	34.	856-0006	2	Washer, EIT Lock Torx (M6)
14.	800-2046	2	*Screw, Hex Head Cap (M6 x 1 x 80mm)	35.	503-2015	1	Hose, LP Fuel
15.	740-1004	2	*Washer, Flat (M6)	36.	898-1195-03	1	Sleeving, Convuluted
16.	145-0705-02	1	*Adapter, Air Cleaner				
17.	503-2015	1	*Hose, Fuel (40") (.38 ID x .69 OD)				
18.	503-1851	2	Clamp, Hose				
19.	148-1013	1	Regulator (K2)				
20.	307-2831-02	1	Stiffener, Bracket				
21.	823-0003-06	1	Screw, Torx Pan Head Thread Forming				

* - Parts Included in Carburetor Assy.

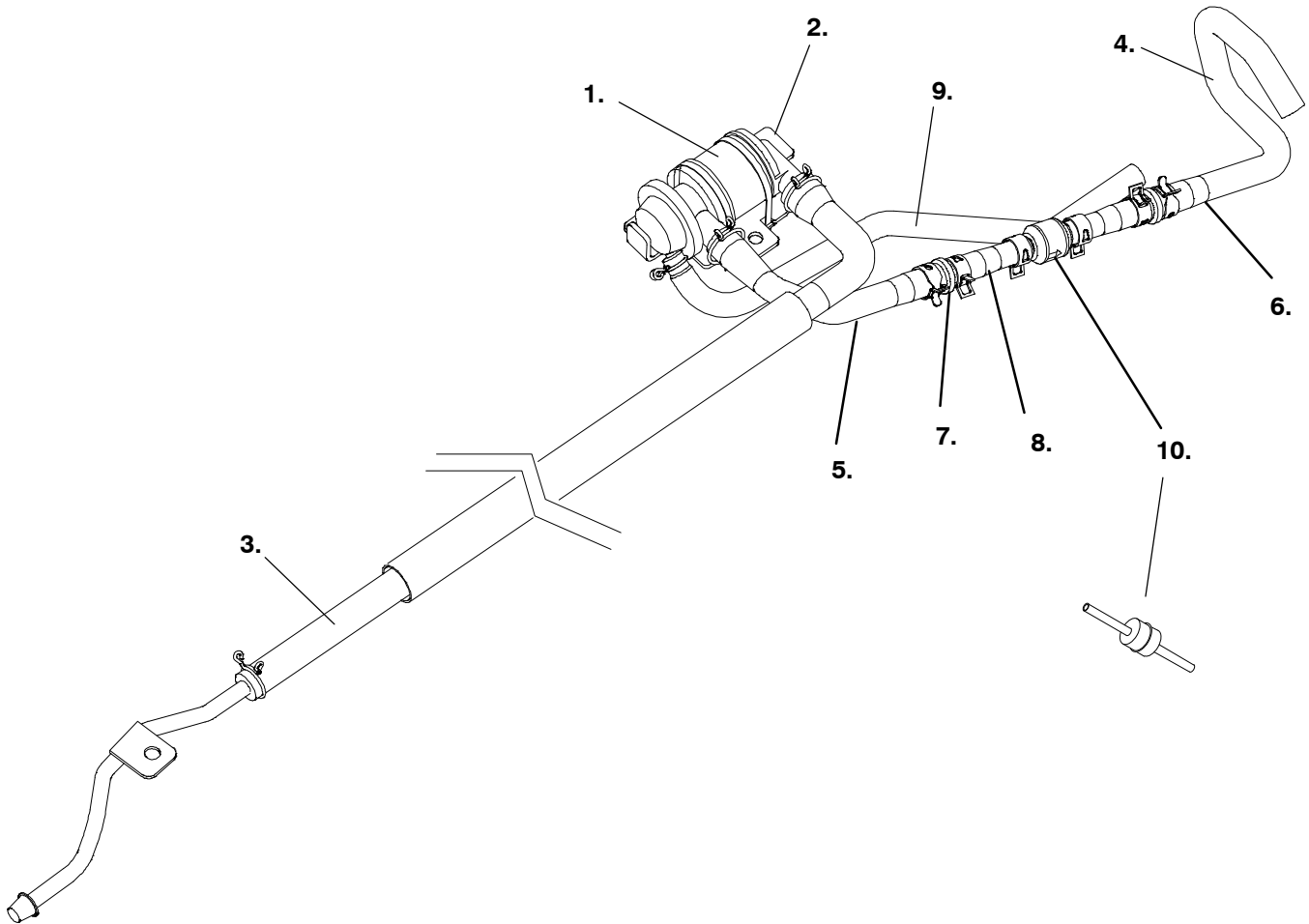
Fuel System LP (KY Begin Spec L and KYD Spec B)



Fuel System
LP (KY Begin Spec L and KYD Begin Spec B)

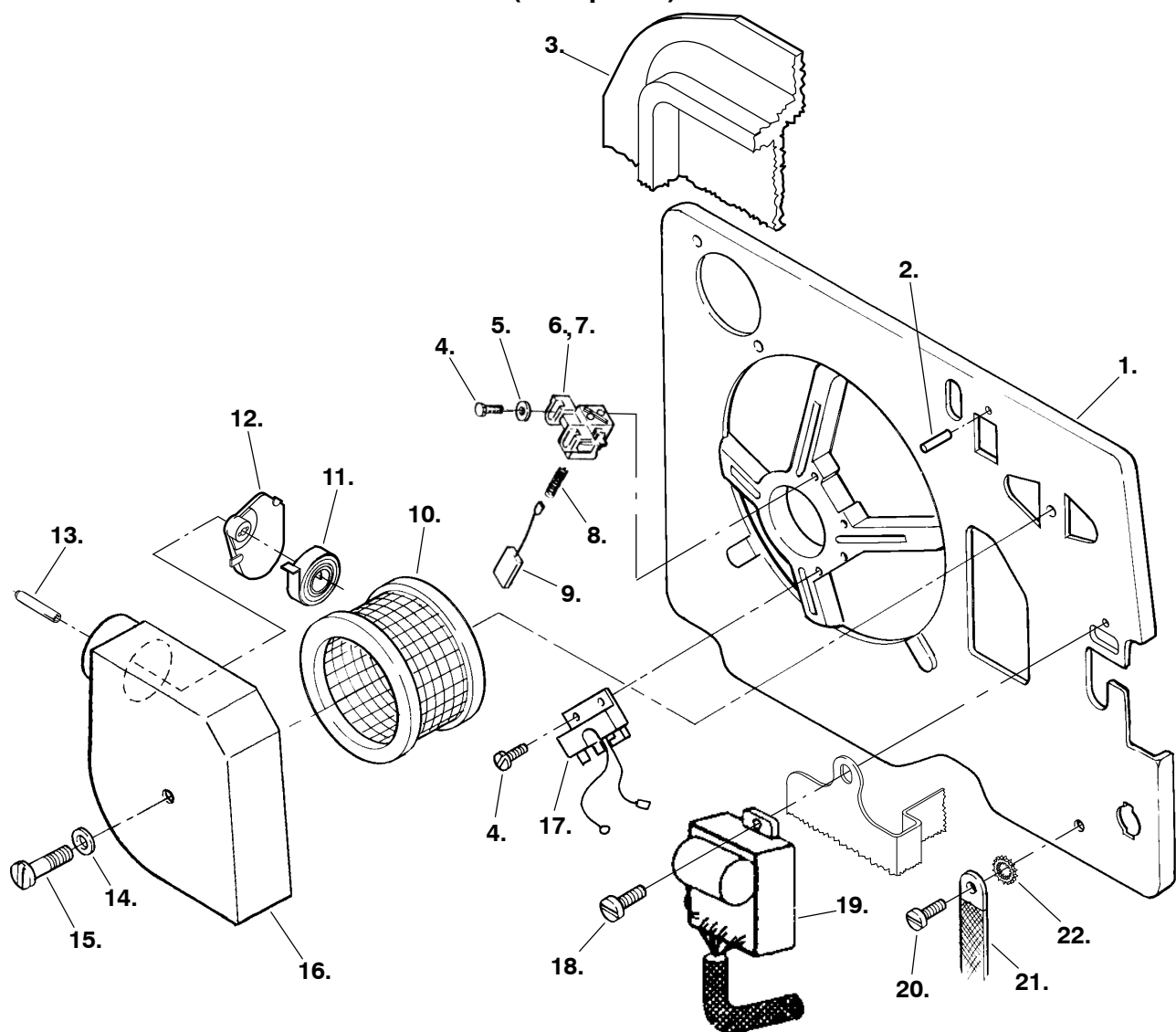
REF NO.	PART NO.	QTY USED	PART DESCRIPTION	REF NO.	PART NO.	QTY USED	PART DESCRIPTION
	541-1377	1	Kit Hose, Vent (Includes Hose, Cable Tie and Instructions)	21.	146-0829	1	Mixer
1.	145-0695	1	Gasket, Carburetor Flange	22.	148-1266	1	Regulator, Fuel
2.	140-2536-06	1	Seal, Air Cleaner Spacer	23.	148-1264-02	1	Bracket, Fuel Regulator
3.	740-1004	2	Washer, Flat (M6)	24.	502-1162	1	Fitting, Barbed Hose
4.	800-2046	2	Screw, Hex Head Cap (M6 x 1 x 80mm)	25.	307-3079	1	Valve, Fuel (Shut Off)
5.	145-0705-02	1	Adapter, Air Cleaner	26.	502-0047	1	Nipple, Close
6.	146-0533	1	Gasket, Carburetor	27.	502-1133	1	Coupling, Anchor
7.	870-2055	2	Nut, Flanged (M8 x 1.25mm)	28.	149-2523	1	Line, Inlet Fuel (Begin Spec B) (75 LG x 1/4-18 NPT)
8.	146-0532	1	Insulator, Carb	29.	502-1214	1	Connector, Female (1/4-18 NPT) (Begin Spec B and Spec 11276A)
9.	146-0531	1	Gasket, Insulator	30.	505-0071		Nipple
10.	154-2815-02	1	Elbow, Intake (Machine)	31.	307-2997-02	1	Bracket, Solenoid
11.	154-2821	2	Gasket, Intake Elbow	32.	823-1002-03	1	Screw, Torx Pan Head (M6 x 1 x 10mm)
12.	146-0530	1	Insulator, Head	33.	856-0006	2	Washer, EIT Lock Torx (M6)
13.	A060J551	1	Hose, Vapor LPG	34.	503-2015	1	Hose, LP Fuel
14.	503-2289-06	1	Hose, Vent (.19ID x 22")	35.	898-1195-03	1	Sleeving, Convuluted
15.	823-0003-02	6	Screw, Pan Head Torx Thread Form (M6 x 1 x 14mm)	36.	A060J321	2	Clamp, Hose
16.	148-1265-02	1	Bracket, Fuel Regulator	37.	541-1377	1	Kit, Filter (Vent Hose) (Includes Filter, Cable Tie & Instruction Sheet)
17.	821-0018	2	Screw, Locking Head (1/4-20 x 5/8")				
18.	503-1851	4	Clamp, Hose				
19.	123-1917	1	Tube, Breather				
20.	140-2771-01	1	Gasket, Air Cleaner				

Fuel System EVAP Gasoline System



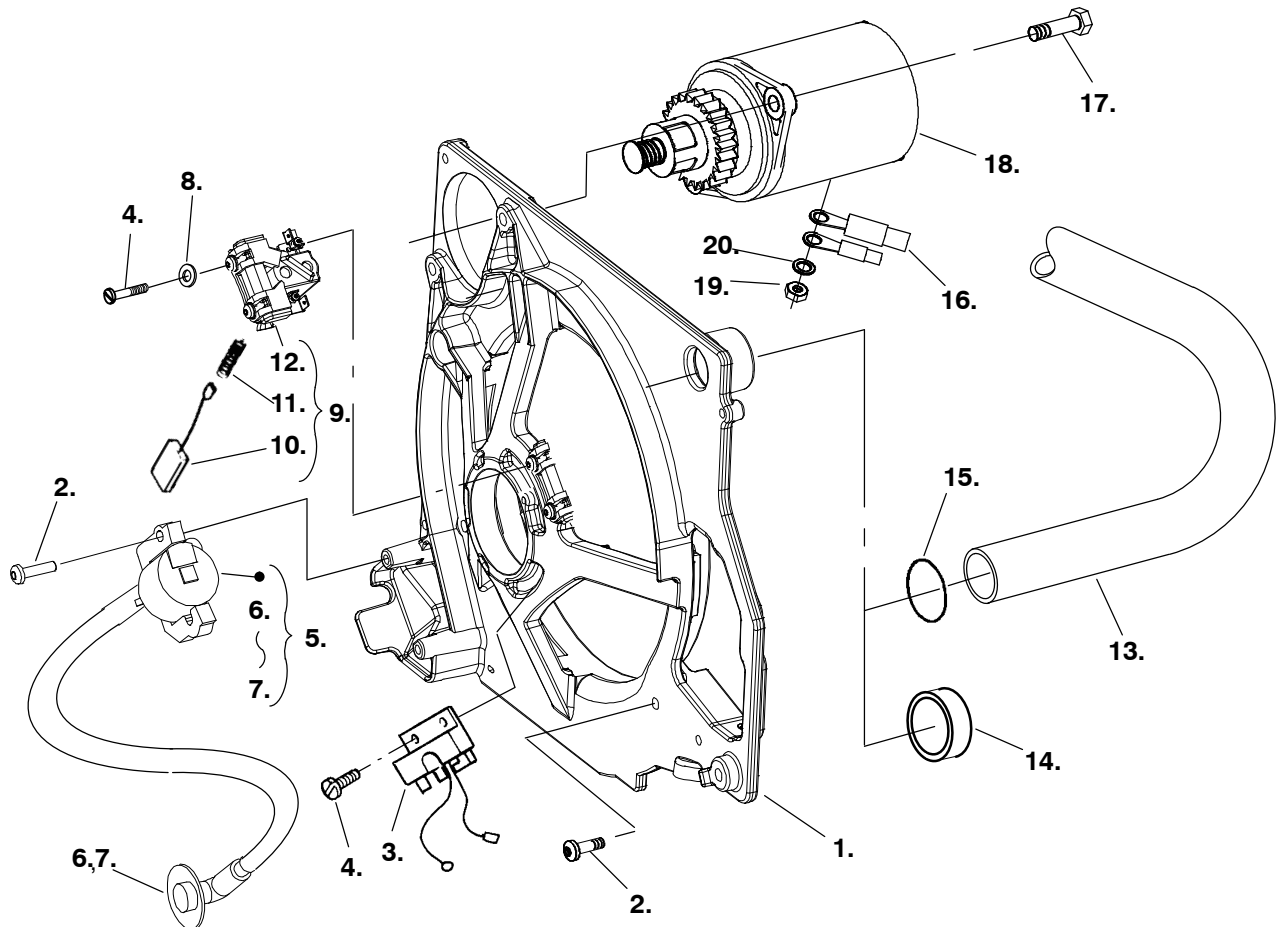
REF NO.	PART NO.	QTY USED	PART DESCRIPTION	REF NO.	PART NO.	QTY USED	PART DESCRIPTION
	146-0896	1	Fuel System (Includes parts 1-10)	5.	503-3067	1	#Hose, Fuel
1.	110-3972	1	Spring, Valve	6.	503-3068	1	#Hose, Fuel
2.	148-1341-02	1	Bracket	7.	146-0897	1	#Installation, Fuel System
3.	503-2879	1	Hose, Fuel	8.	503-3078	1	#Hose, Fuel
4.	503-3069	1	Hose, Fuel (Includes parts marked#)	9.	503-2878	1	Hose, Fuel
				10.	123-2397	1	Valve, PCV

Endbell 1 (KY Spec A)



REF NO.	PART NO.	QTY USED	PART DESCRIPTION	REF NO.	PART NO.	QTY USED	PART DESCRIPTION
1.	211-0437	1	Endbell, Obsolete	14.	526-0018	1	Washer, Flat (1/4)
2.	516-0151	1	Pin, Roll	15.	800-0017	1	Screw, Hex Head Cap (1/4-20 x 3-1/2")
3.	509-0274-02	1	Seal, Endbell	16.	140-2576	1	Cover, Air Cleaner
4.	823-0002-09	4	Screw, Pan Head Torx (M4 x .7 x 12mm)	17.	160-1358-S0	1	Magneto
5.	526-0003	2	Washer, Flat (#8)	18.	823-0003-04	1	Screw, Torx Pan Head (M6 x 1 x 25mm)
6.	212-1283-S0	1	Block Assy, Brush (Includes Brush, Spring and Block)	19.			Regulator, Voltage (VR1)
7.	212-1282-S0	1	Block, Brush		305-0851	1	60 Hz
8.	212-1276-03	2	Spring, Generator Brush		305-0866	1	50 Hz
9.	214-0103	2	Brush, Generator	20.	823-0007-01	1	Screw, Pan Head (M8 x 1.25 x 20mm)
10.	140-2609	1	Element, Air Cleaner	21.	337-2312	1	Strap, Bond
11.	153-0641	1	Element, Thermostat Preheat	22.	856-0008	1	Washer, EIT Lock (5/16")
12.	145-0561	1	Cover, Air Filter Thermostat				
13.	145-0615	1	Rod, Air Inlet				

Endbell and Starter 2 (KY Begin Spec B and KYD)

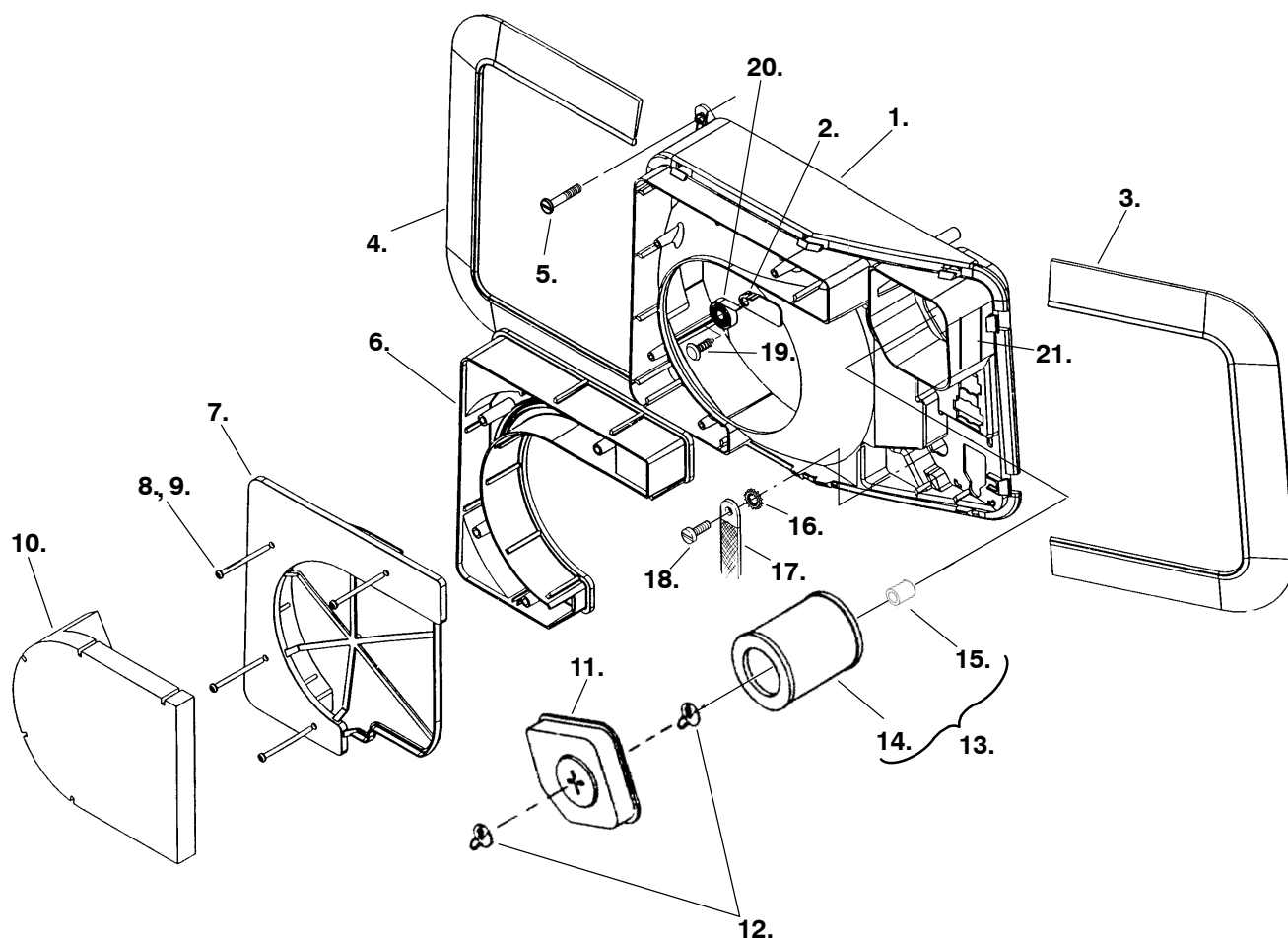


REF NO.	PART NO.	QTY USED	PART DESCRIPTION	REF NO.	PART NO.	QTY USED	PART DESCRIPTION
1.	211-0460	1	Endbell KY Spec B-H	9.	212-1283-S0	1	*Block Assy, Brush (Includes Brush, Spring and Block)
	211-0497-00	1	Gasoline (KY Begin Spec J and KYD)(Includes Parts Marked *)	10.	214-0103	2	*Brush, Generator
	211-0497-01	1	LP (KY Begin Spec J and KYD)(Includes Parts Marked *)	11.	212-1276-03	2	*Spring, Generator Brush
				12.	212-1282-S0	1	*Block, Brush
				13.	503-1351	1	+Hose, Preheat (Gasoline Units) (KY Spec B-H and Part of J)
2.			Screw, Pan Head Torx Thread Forming (M6 x 25mm)	14.	517-0103	1	Plug (LP Units)
	823-0003-04	4	KY Spec G-H	15.	509-0313	1	+O'Ring (Gasoline Units) (KY Spec B-H and Part of J)
	823-0003-04	6	KY Begin Spec J and KYD	16.			Cable, Starter
3.	160-1358-S0	1	+Magneto (G2) (KY Spec B-H and KYD)		226-4297	1	KY Spec B-H
					226-4795	1	KY Begin Spec J and KYD
4.			Screw, Pan Head Torx (M4 x .7 x 16mm)	17.	815-0781	2	Screw, Hex Washer Head Cap (M8 x 1.25 x 30mm)
	823-0002-09	4	KY Spec B-H	18.	191-2351	1	Starter (KY Begin Spec B and KYD)
	823-0002-09	2	* KY Begin Spec J and KYD	19.	862-0001	1	Nut, Hex
5.	166-0866	1	Coil Ignition (KY Begin Spec J and KYD, Includes Boot and Terminal)	20.	850-0040	1	Washer, Lock-Spring (1/4")
6.	167-0267	1	Terminal, Spark Plug				
7.	167-1627	1	Boot, Spark Plug				
8.	526-0003	2	*Washer, Flat (3/16")				

* - Parts Included with Endbell Beginning Spec J.

+ - Eliminated During Spec J.

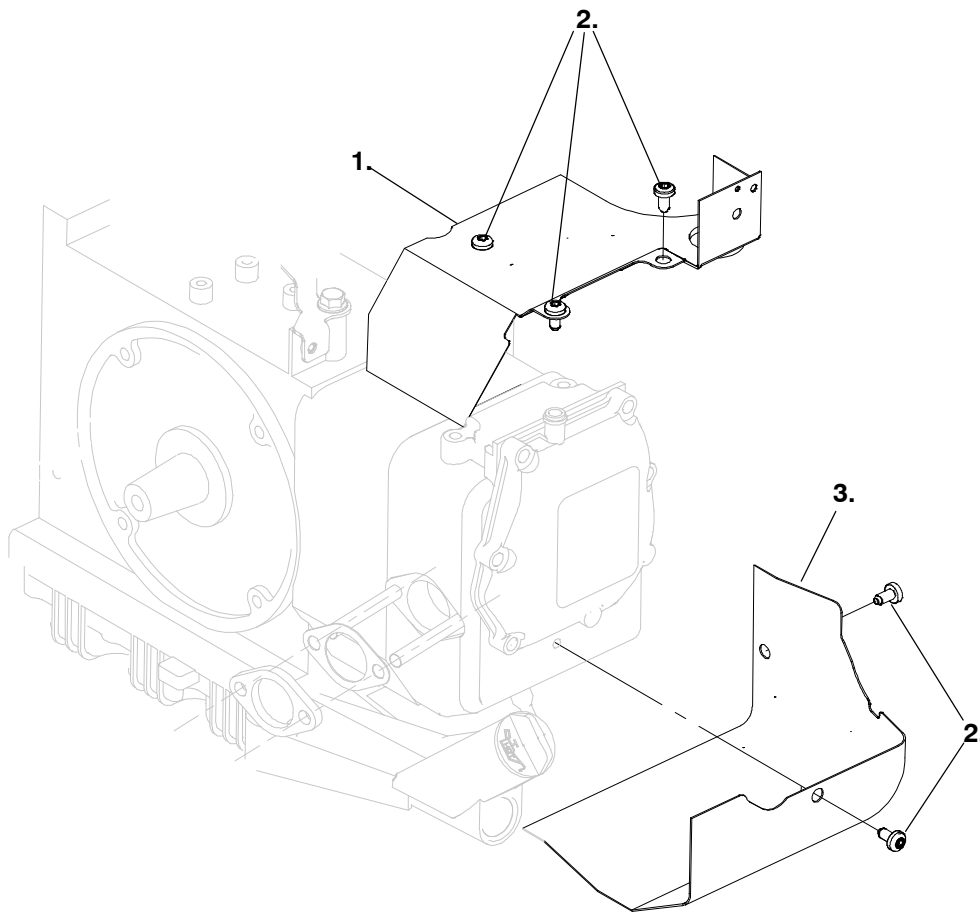
Air Housing 3 (KY Begin Spec B and KYD)



REF NO.	PART NO.	QTY USED	PART DESCRIPTION	REF NO.	PART NO.	QTY USED	PART DESCRIPTION
1.	134-5029	1	Housing, Air KY Spec B-H	13.	140-3295	1	Kit, Air Filter (Includes Parts Marked *)
	134-5213	1	KY Begin Spec J and KYD	14.	140-3280	1	*Element, Air Cleaner
2.	140-2854	1	Door, Preheat (Gasoline Units)	15.	140-2536-06	1	*Seal, Air Cleaner Spacer
3.	509-0308	1	Seal, Air (Right)	16.	856-0008	1	Washer, EIT Lock (5/16")
4.	509-0305	1	Seal, Air (Left)	17.			Strap, Bond
5.	823-0009-01	4	Screw, Torx Pan Head Thread Forming (M6 x 1 x 20mm)		337-2312	1	KY Spec B-H
					337-3467	1	KY Begin Spec J and KYD
6.	134-5031	1	Resonator, Intake	18.	821-0018	1	Screw, Pan Head Thread Forming (M8 x 1.25 x 25mm)
7.	134-5032	1	Cover, Resonator	19.	518-0649	1	Clip, Push-On (Gasoline Units)
8.	815-0838-02	4	Screw, Torx Pan Head Thread Forming	20.	153-0664	1	Element, Thermostat (Gasoline Units)
9.	526-0012	4	Washer, Flat (5.551D x 19.050 x 8)	21.	98-6769	1	*Label, Air Cleaner
10.	405-4896	1	Insulation, Inlet Baffle				
11.	140-2820-01	1	Cover, Air Cleaner				
12.	865-0029	2	Nut, Wing				

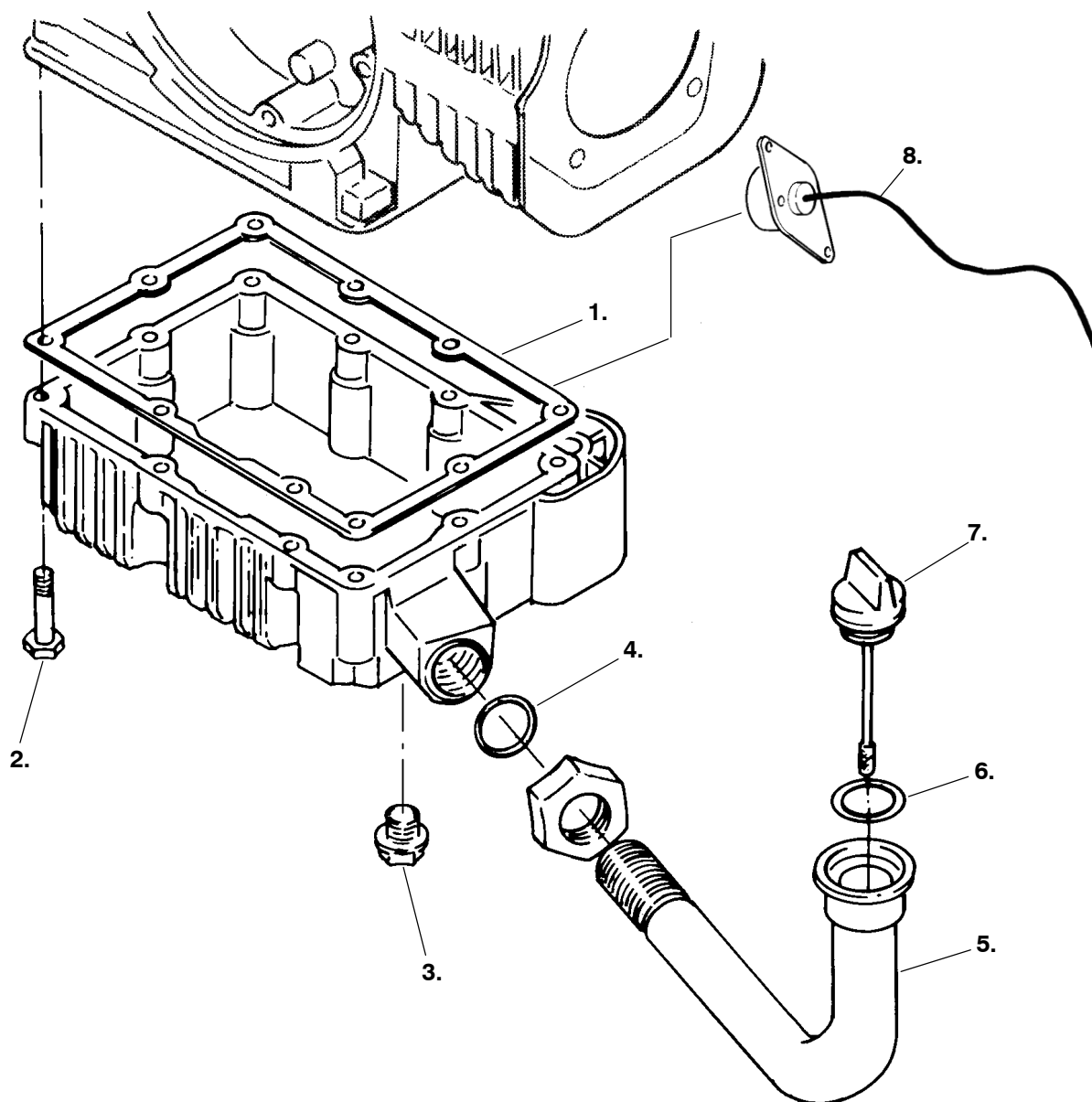
* - Parts Included in Air Filter Kit

Air Cylinder



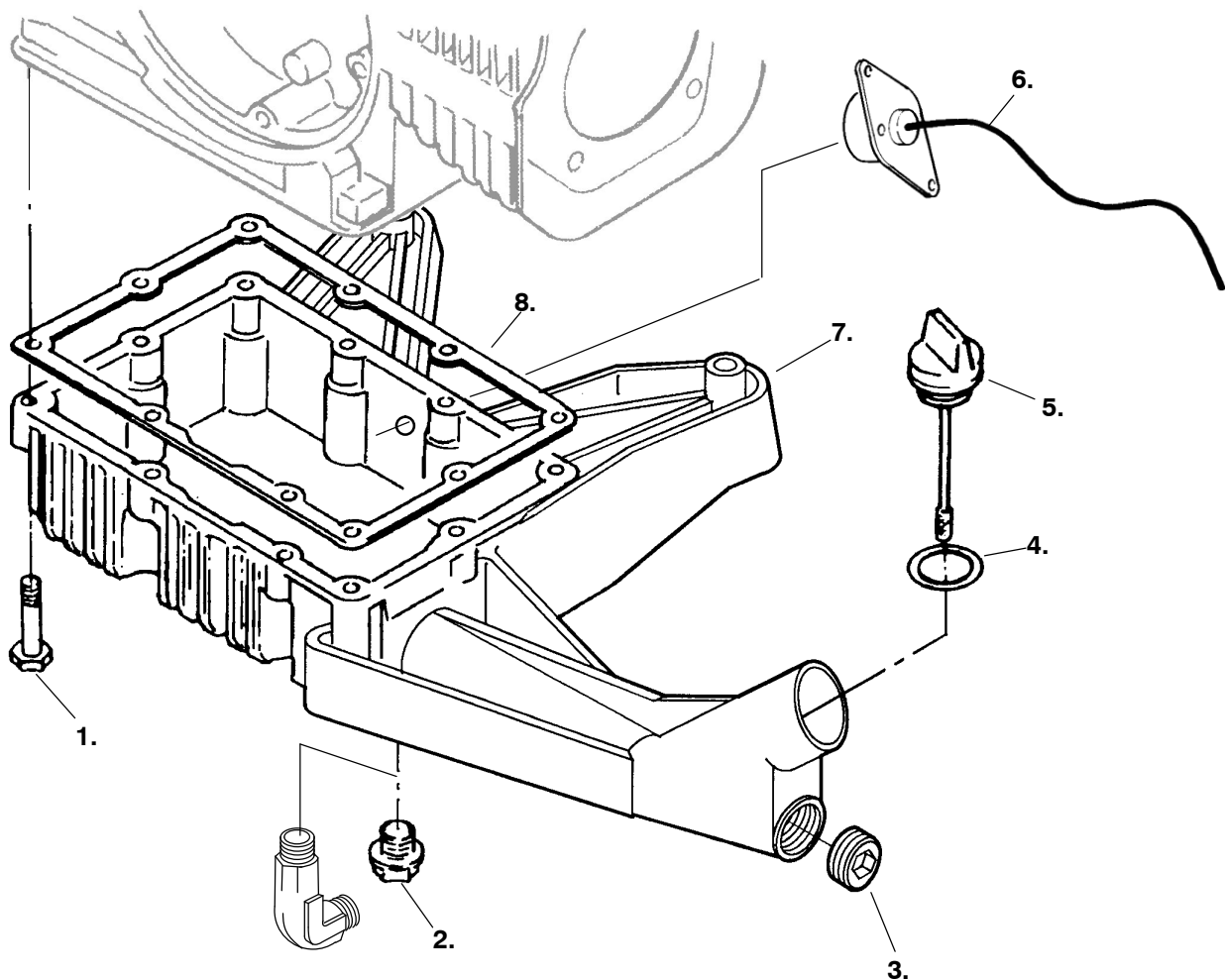
REF NO.	PART NO.	QTY USED	PART DESCRIPTION
1.	134-4919-01	1	Cover, Air Cylinder
2.			Screw, Torx Pan Head Thread Forming (M6 x 1 x 12mm)
	815-0578	5	Gasoline
	815-0578	2	LP
3.	134-5119	1	Wrapper, Air Cylinder

Oil Base (KY Spec A)



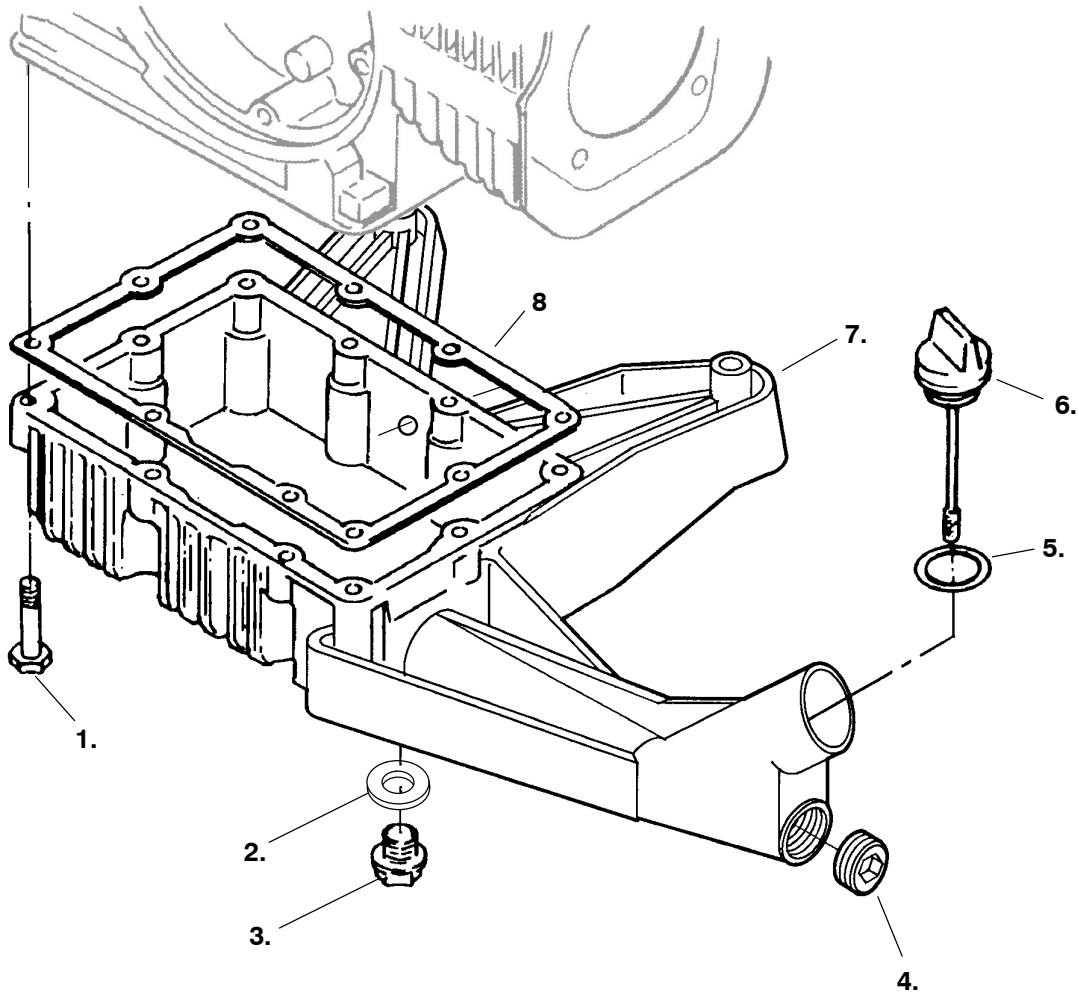
REF NO.	PART NO.	QTY USED	PART DESCRIPTION	REF NO.	PART NO.	QTY USED	PART DESCRIPTION
1.	102-1412	1	Gasket, Oil Base	5.	123-1944-01	1	Tube, Oil Fill
2.	815-0829-01	10	Screw, Hex Washer Head (M8 x 1.25 x 35mm)	6.	509-0142	1	O'Ring
3.	502-0153	1	Plug, Hex Head Drain (1/4")	7.	123-1953	1	Indicator, Oil (Includes O'Ring)
4.	509-0282-02	1	O'Ring	8.	308-1059	1	Switch, Oil Level (S2)

Oil Base (KY Begin Spec B and KYD)



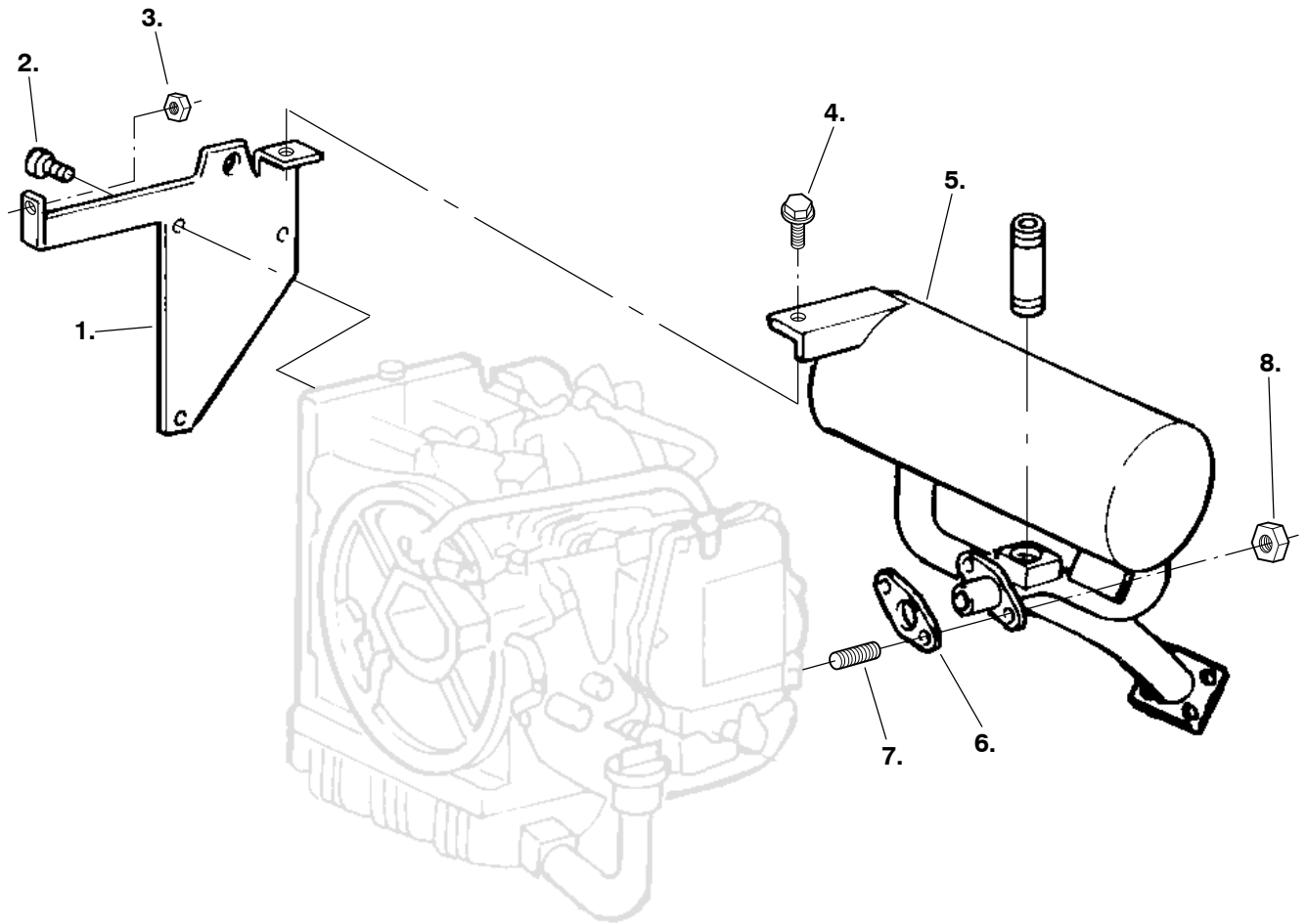
REF NO.	PART NO.	QTY USED	PART DESCRIPTION	REF NO.	PART NO.	QTY USED	PART DESCRIPTION
1.	815-0829-01	10	Screw, Hex Head Cap (M8 x 1.25 x 35mm)	5.	123-2015	1	Indicator, Oil (Includes O'Ring)
2.	181-0490	1	Plug, Drain (1/4-14 NPT) (All Specs Except 11320)	6.	308-1059	1	Switch, Oil Level (S2) (KY Spec B-F Only)
3.	505-1492-02	1	Plug, Pipe	7.	102-1444	1	Base, Oil
4.	509-0307	1	O'Ring	8.	102-1412	1	Gasket, Oil Base

Oil Base
(Begin Spec 3.6KY Spec M and 4.0KY Spec L)



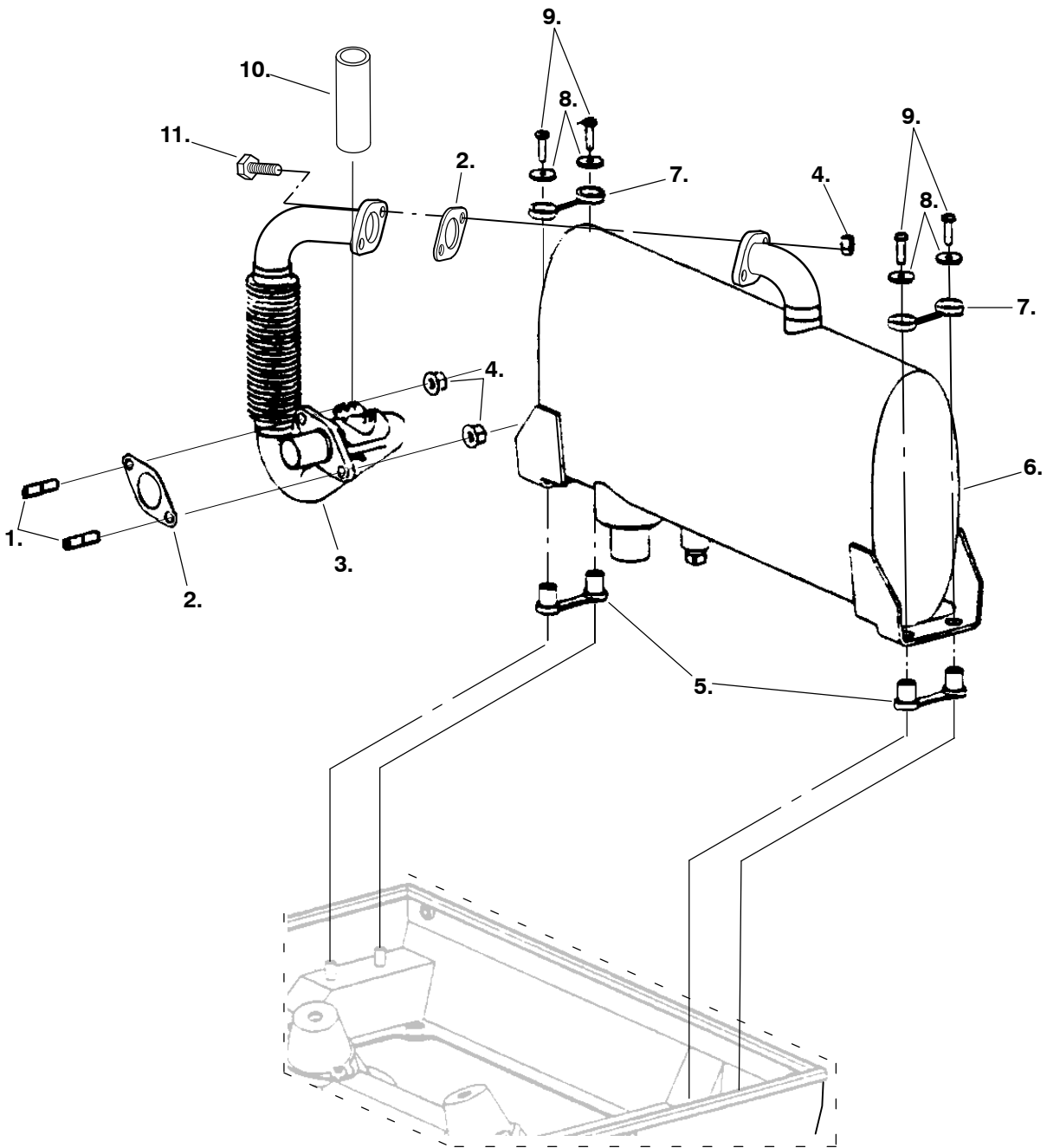
REF NO.	PART NO.	QTY USED	PART DESCRIPTION	REF NO.	PART NO.	QTY USED	PART DESCRIPTION
1.	A028X564	10	Screw, Hex Head Cap (M8 x 1.25 x 35mm)	6.	123-2015	1	Indicator, Oil (Includes O'Ring)
2.	181-0489	1	Washer	7.	102-1444	1	Base, Oil (Begin Spec B)
3.	181-0490	1	Plug, Drain	8.	102-1412	1	Gasket, Oil Base
4.	A028V611	1	Plug, Drain (3/4-14 NPT)				
5.	509-0307	1	O'Ring				

Exhaust (KY Spec A)



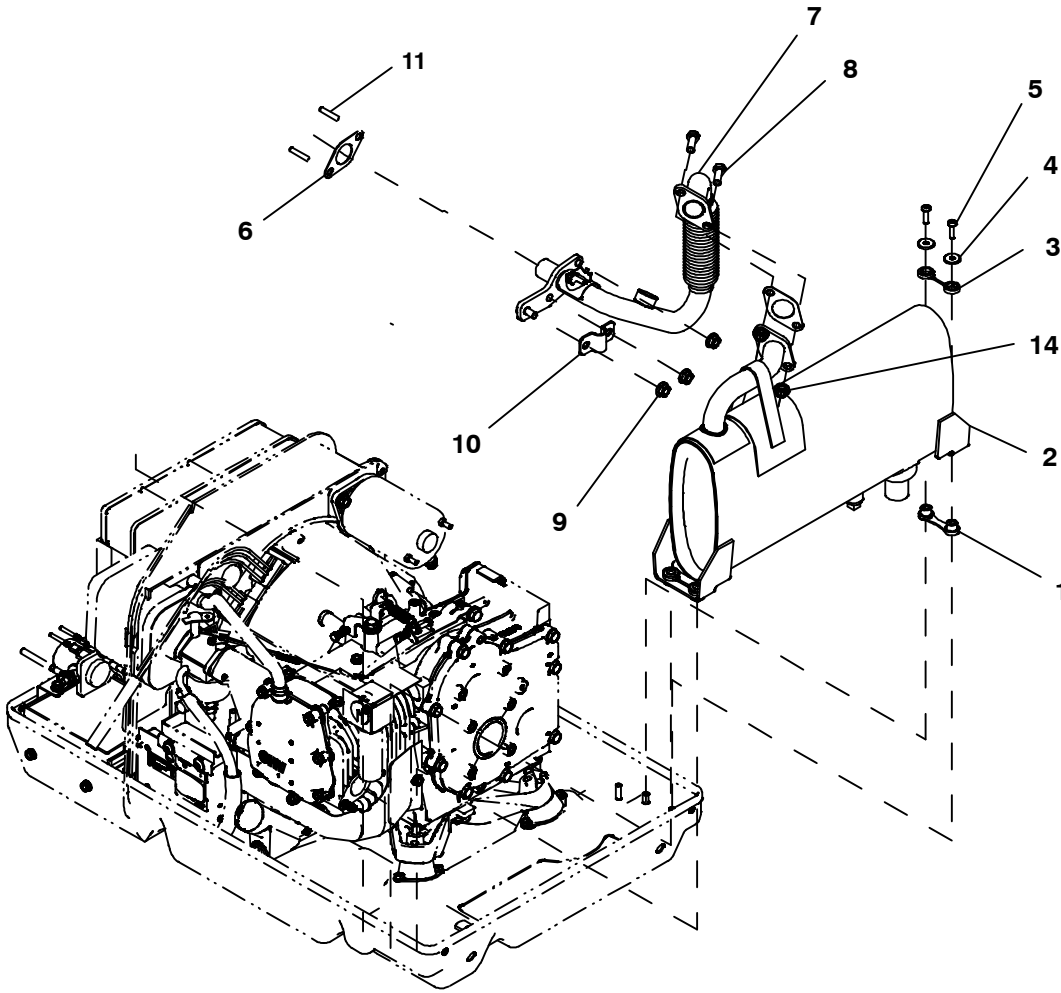
REF NO.	PART NO.	QTY USED	PART DESCRIPTION	REF NO.	PART NO.	QTY USED	PART DESCRIPTION
1.	155-2683-02	1	Bracket, Muffler	5.	155-2678	1	Muffler
2.	823-0007-01	2	Screw, Torx Pan Head (M8 x 1.25 x 20mm)	6.	154-2816	1	Gasket, Exhaust
3.	870-0236	1	Nut, Hex (#10-32)	7.	520-2216	2	Stud, Exhaust
4.	821-2046	1	Screw, Locking Flange (M8 x 1.25 x 20mm)	8.	870-2055	2	Nut, Locking Flange Hex (M8 1.25)

Exhaust (KY Spec B-N)



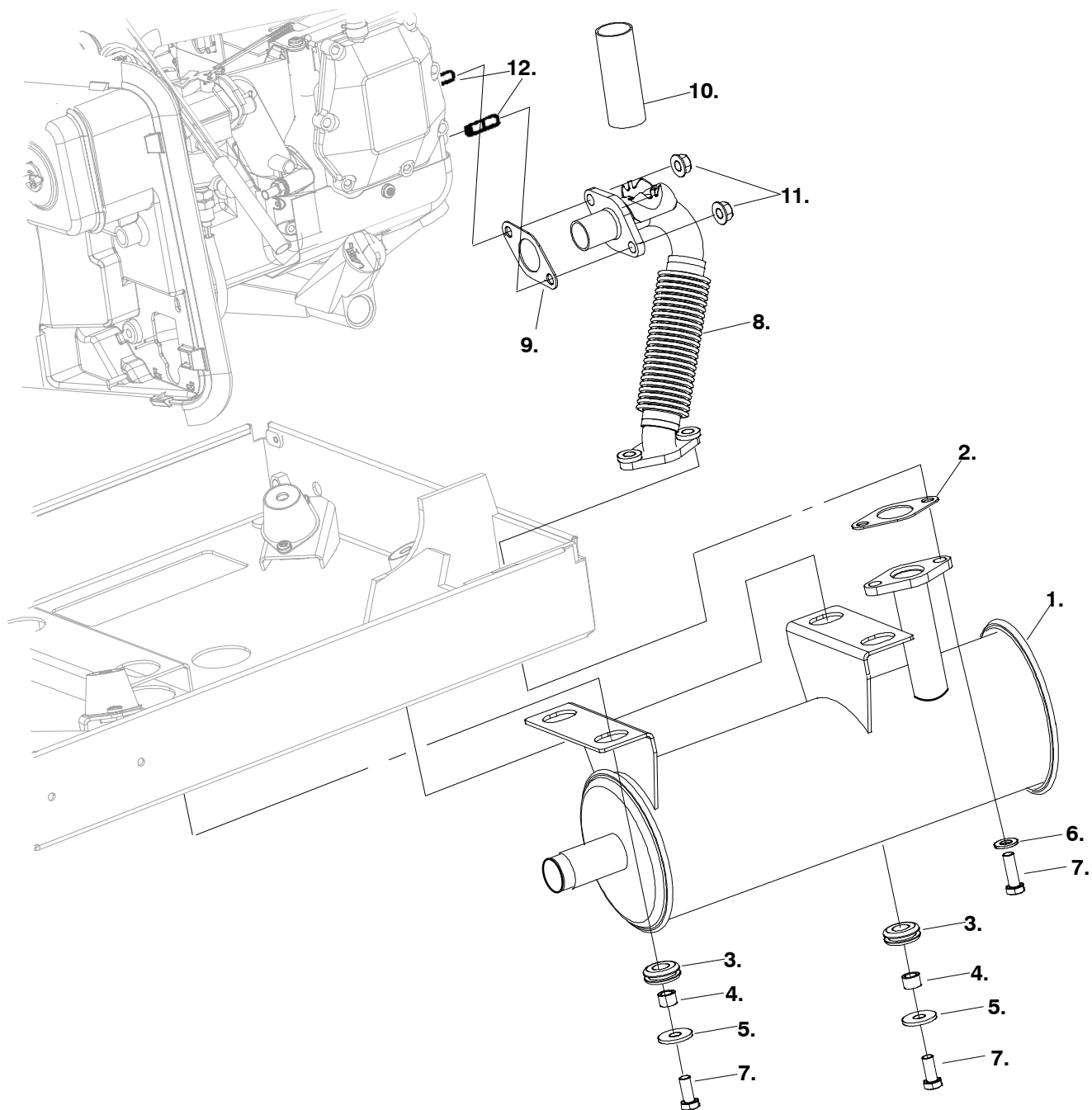
REF NO.	PART NO.	QTY USED	PART DESCRIPTION	REF NO.	PART NO.	QTY USED	PART DESCRIPTION
1.			Stud, Exhaust	6.	155-2783	1	Muffler
	520-2216	2	KY Spec B-H	7.	402-0678	2	Isolator, Top Muffler
	520-2215	2	KY Begin Spec J	8.	526-0011	4	Washer, Flat (#10)
2.	154-2816	2	Gasket, Exhaust	9.	823-1006-06	4	Screw, Pan Head Machine (M5 x .8 x 20mm)
3.	154-2975	1	Manifold, Exhaust (Includes Tube)	10.	503-1533-03	1	Hose, PreHeat
4.	870-2193-04	4	Nut, Torque Hex (M8)	11.	800-2057	2	Screw
5.	402-0675	2	Isolator, Bottom Muffler				

**Exhaust Installation KY (60Hz)
 (4KYFA26100 Begin Spec P)
 (4KYFA6747 Begin Spec P)
 (3.6KYFA26120 Begin Spec P)**



REF NO.	PART NO.	QTY USED	PART DESCRIPTION	REF NO.	PART NO.	QTY USED	PART DESCRIPTION
1	402-0675	2	Mount, Isolating	7	A034T222	1	Manifold, Exhaust
2	A034F778	1	Silencer, Exhaust	8	800-2058	2	Screw, Hex Head
3	402-0678	2	Isolator, Muffler	9	870-0557	5	Nut, Flange
4	526-0011	4	Washer, Flat	10	A041H375	1	Clamp
5	823-1006-06	4	Screw, Pan Head	11	520-2215	2	Stud, Exhaust
6	154-2816	2	Gasket				

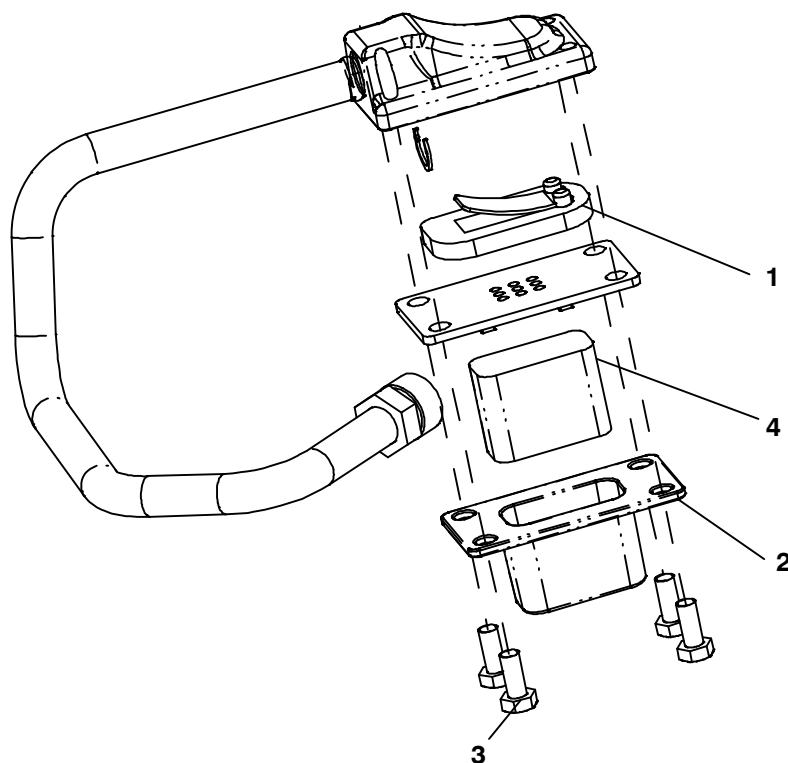
Exhaust (KYD)



REF NO.	PART NO.	QTY USED	PART DESCRIPTION	REF NO.	PART NO.	QTY USED	PART DESCRIPTION
	541-0916	1	Kit, Muffler (Includes Parts Marked *)	9.	154-2816	1	Gasket, Exhaust Manifold
1.	155-4046	1	*Muffler	10.	503-1533-03	1	Hose, Preheat (3")
2.	154-2816	1	*Gasket, Exhaust Muffler	11.	870-0557	2	Nut, Hex Flange (M8 X 1.25mm)
3.	508-1194	4	*Grommet	12.	520-2215	2	Stud, Exhaust
4.	155-4084	4	*Spacer, Muffler (Isolator)				
5.	526-0113	4	*Washer, Flat				
6.	526-0115	2	*Washer, Flat (5/16")				
7.	800-0026	6	*Screw, Hex Head (5/16-18NC x 3/4")				
8.	155-4063	1	Pipe, Exhaust	12		1	Module, Secondary Air Injection
					A034L017	1	(LP)
					A041L448	1	(Gas)

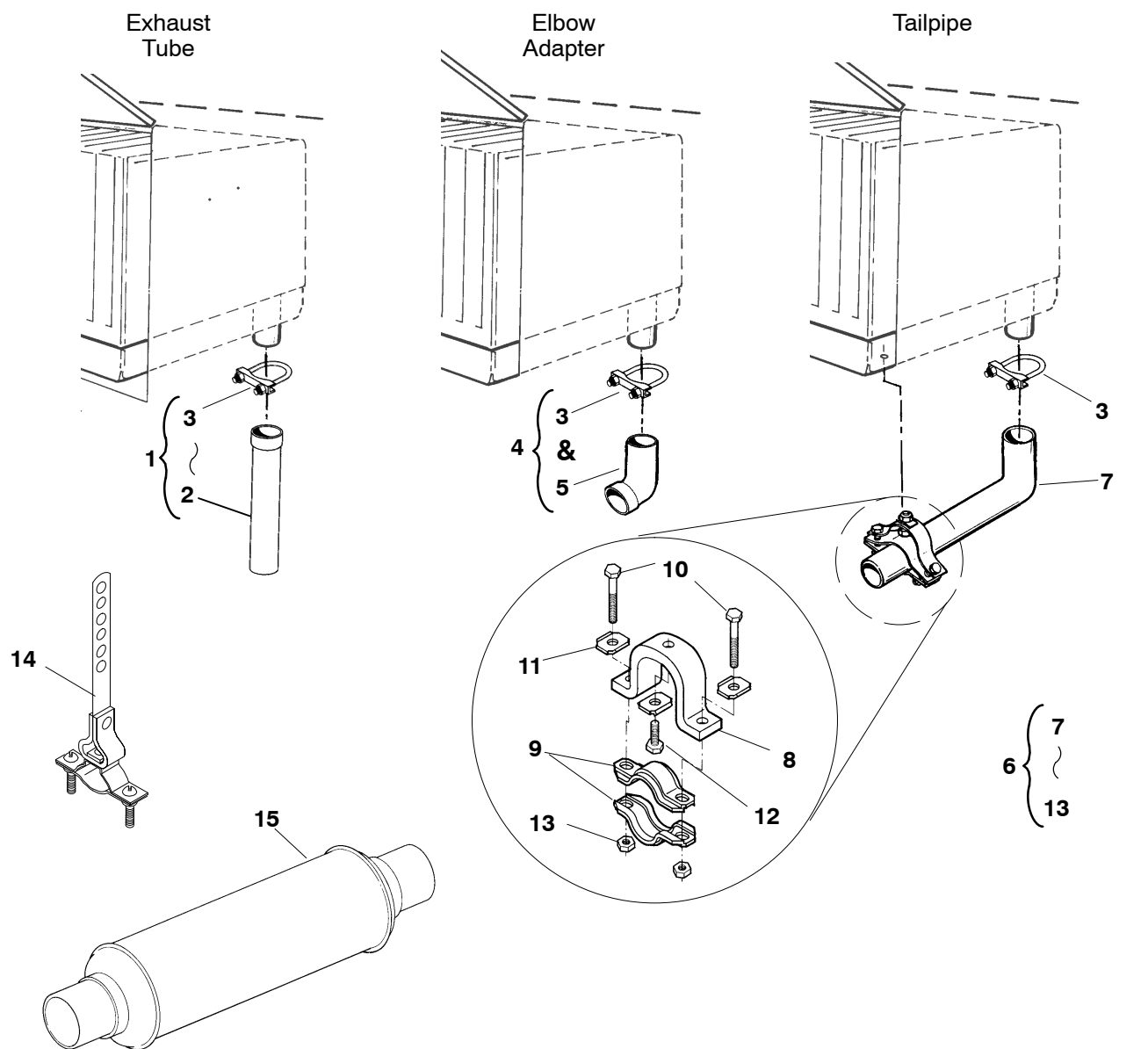
* - Parts Included in Muffler Kit.

**Exhaust/Secondary Air Module
KY (60Hz)
(4KYFA26100 Begin Spec P)
(4KYFA6747 Begin Spec P)
(3.6KYFA26120 Begin Spec P)**



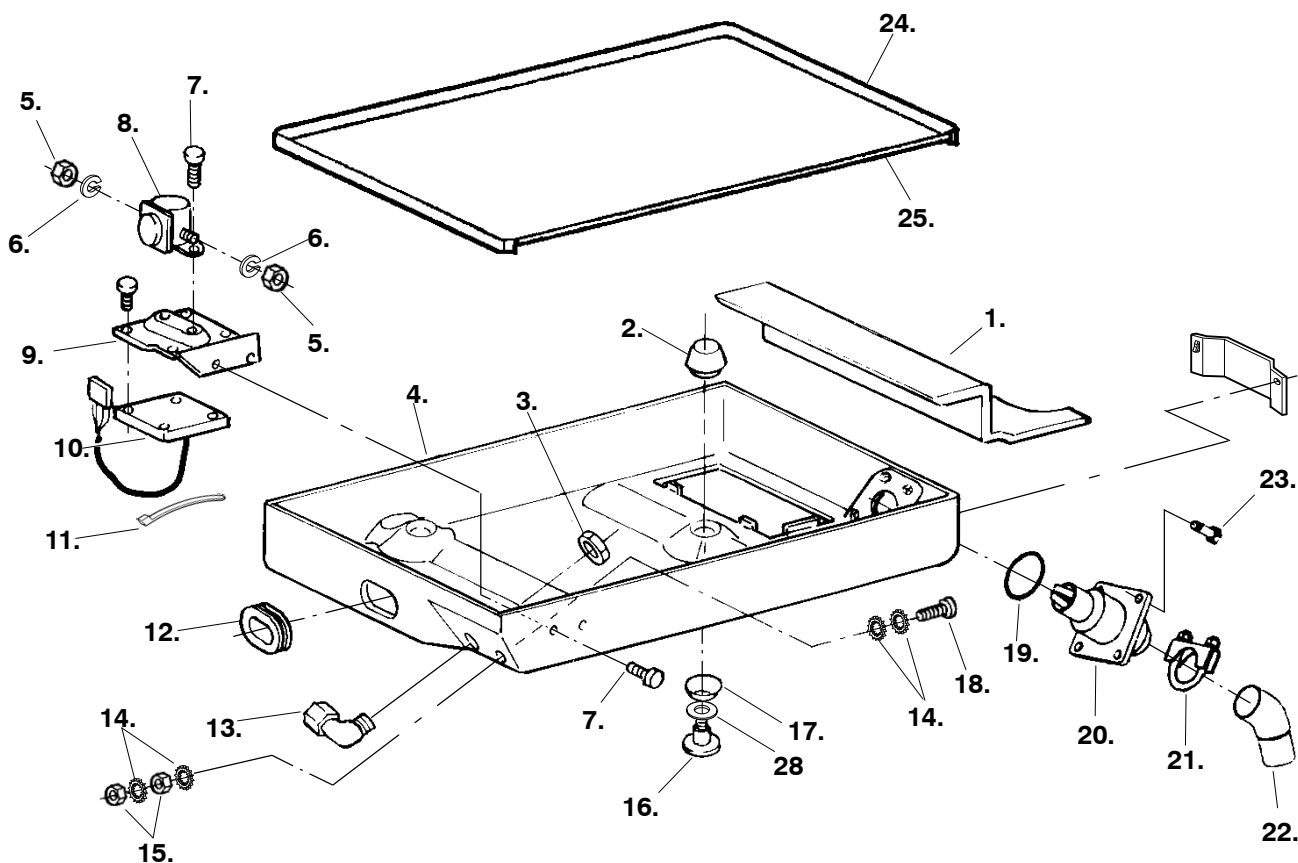
REF NO.	PART NO.	QTY USED	PART DESCRIPTION	REF NO.	PART NO.	QTY USED	PART DESCRIPTION
		1	Secondary Air Assy	3	800-2031	4	Screw, Hex Head
	A034L017	1	(Gas)	4	A030J333	1	Insulation, Sound
1	A030J339	1	Valve				
2	A030J351	1	Cover, Access				

KY Exhaust Kits



REF NO.	PART NO.	QTY USED	PART DESCRIPTION	REF NO.	PART NO.	QTY USED	PART DESCRIPTION
1	155-2850	1	Kit, Exhaust Tube (Includes Adapter and Clamp)	7		1	Tube, Exhaust
2	155-2850	1	Adapter, Exhaust		155-2844-S0	1	* 540mm
3	155-1256	1	*~Clamp		155-2844-S1	1	~ 559mm
4	155-2847	1	Kit, Exhaust Elbow Adapter (Includes Exhaust Elbow and Clamp)	8	155-2860	1	*~Insulator, Exhaust
5	155-2847	1	Elbow, Exhaust	9	155-2861	2	*~Clamp, Exhaust
6	155-2845	1	Kit, Exhaust Tailpipe (Includes Parts Marked *)	10	800-0031	2	*~Screw, Hex Head Cap 5/16-18 x 1.5
	155-3263	1	559mm Tube (Includes Parts Marked ~)	11	155-2859	3	*~Backplate, Exhaust
				12	800-0026	1	*~Screw-Hex Head Cap 5/16-18 x .75
				13	862-0015	2	*~Nut, Hex 5/16
				14	155-2174	1	Hanger, Exhaust 1.5" O.D.
				15	155-2449	1	Resonator, Exhaust

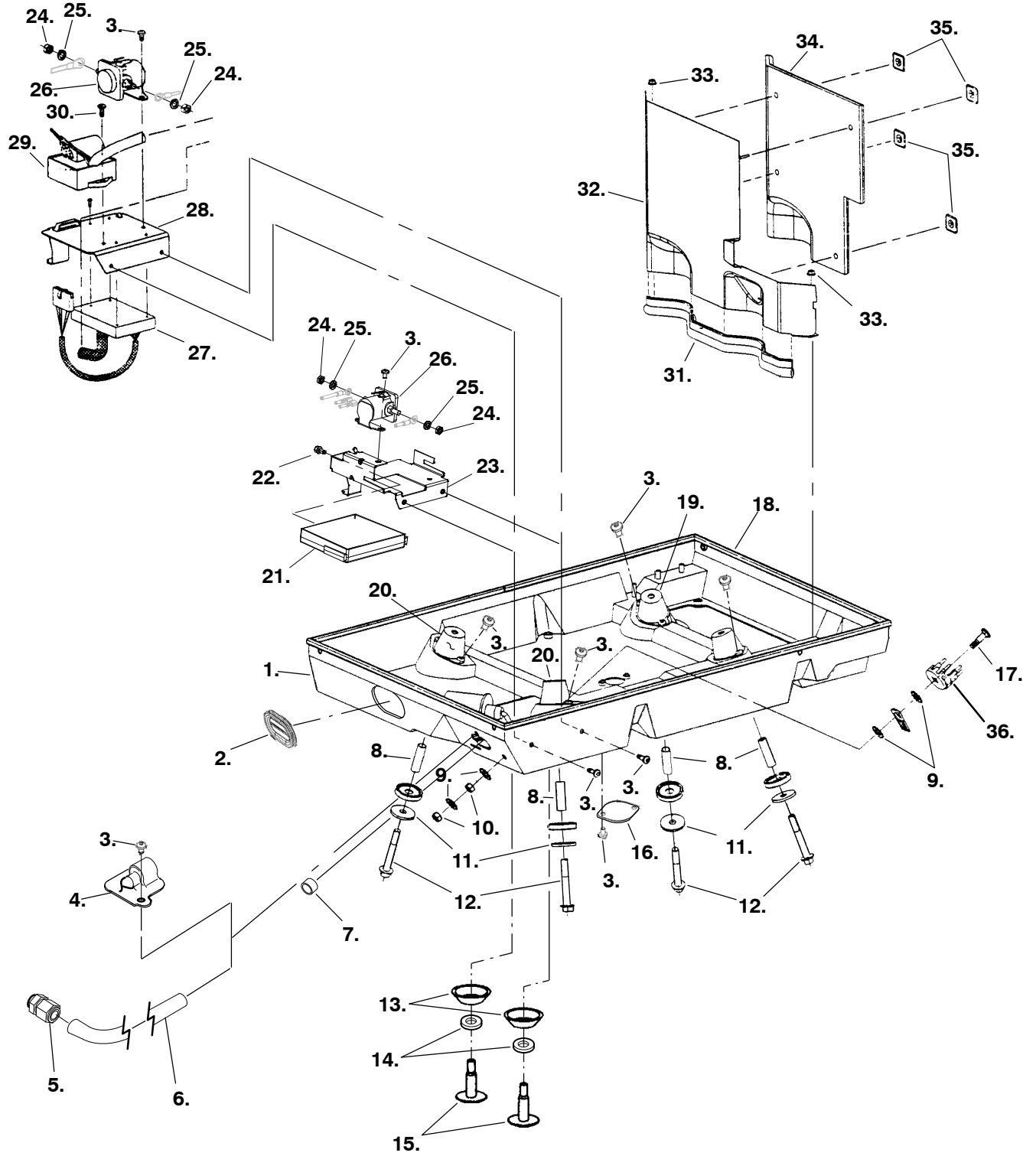
Enclosure Base (KY Spec A)



REF NO.	PART NO.	QTY USED	PART DESCRIPTION	REF NO.	PART NO.	QTY USED	PART DESCRIPTION
1.	405-4306	1	Insulation, Exhaust	16.	541-0540	3	Screw, Isolator Mounting (Includes Washer)
2.	402-0640	3	Isolator, Mounting	17.	402-0641	3	Isolator, Snubber
3.	331-0041	1	Nut, Lock	18.	816-0101	1	Bolt, Carriage (5/16-18 x 1-1/4")
4.	405-4305-01	1	Base, Enclosure	19.	155-2677-01	1	Gasket, Resonator
5.	868-0002	2	Nut, Hex (5/16-24)	20.	155-2675	1	Adapter, Resonator
6.	850-0045	2	Washer, Spring Lock (5/16")	21.	155-2715	1	Clamp, Exhaust (1-3/4")
	850-0045	4	60 Hz	22.	155-2676	1	Elbow, Exhaust
7.	823-1002-01	9	Screw, Torx Pan Head (M6 x 1 x 12mm)		155-2682	1	45° Angle
8.	307-2586	1	Relay, Start Solenoid (K1)		800-0730	1	90° Angle
9.	319-1279-01	1	Bracket, Control	23.	800-0730	1	Screw, Cap - Hex Head (5/16-18 x 1")
10.	300-4155	1	Board, PC	24.	405-4755-02	1	Edging, Base Pan (1675mm)
11.	332-0942	2	Tie, Cable	25.	508-1083-01	1	Edging, Base Pan (683mm)
12.	508-0315	1	Grommet, Enclosure Base	26.	526-0029	3	Washer
13.	331-0521	1	Elbow, Conduit				
14.	856-0008	4	Washer, EIT Lock (5/16")				
15.	862-0015	2	Nut, Hex (5/16-18)				

This Page Intentionally Left Blank.

Enclosure Base (KY Spec B-P)

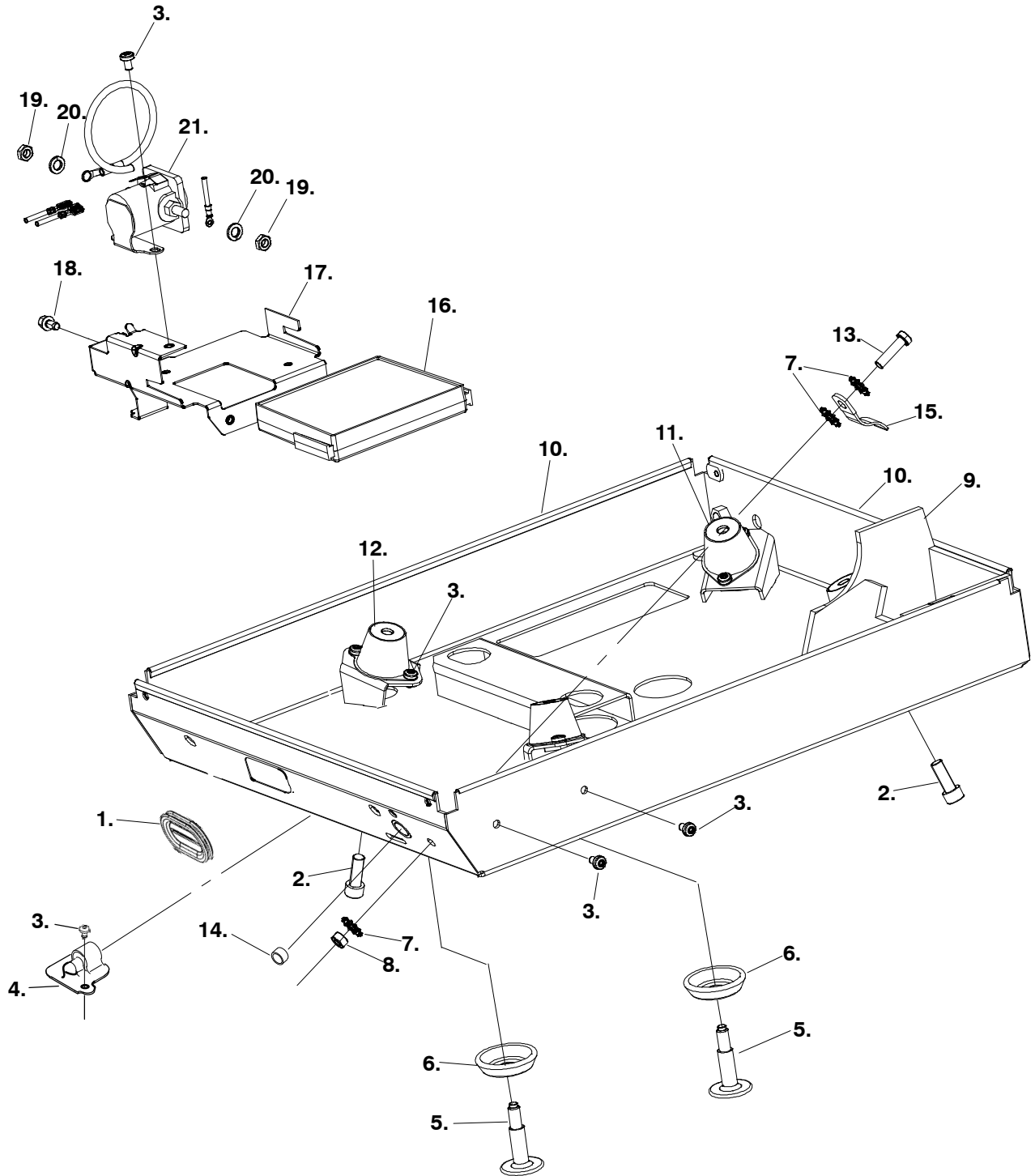


Enclosure Base (KY Spec B - P)

REF NO.	PART NO.	QTY USED	PART DESCRIPTION	REF NO.	PART NO.	QTY USED	PART DESCRIPTION
1.	405-5811-02		Base, Enclosure		405-4964-02	1	Spec B-D
2.	508-0315	1	Grommet, Enclosure Base		102-1456-02	1	Begin Spec E
3.	823-1002-03	14	Screw, Pan Head Torx Machine (M6 x 1 x 10mm)		102-1456-02	1	LP Begin Spec D
4.	331-0539-02	1	Clamp, Conduit (Not Included With Spec 11580 or 11320)	17.	800-0030	1	Bolt, Carriage (5/16-18 x 1-1/4")
5.	331-0115	1	Connector, Straight (1/2" Pipe Thread) (Spec 11580)	18.	508-1093-01	1	Edging (2388mm)
6.	331-0255	1	Conduit (1/2" x 36") (Spec 11580)	19.	402-0664-02	2	Isolator, Engine End
7.			Bushing	20.	402-0664-01	2	Isolator, Generator End
	508-0208	1	Snap (Begin Spec F Except Spec 11580 G & H)	21.	327-1413	1	Board, PC (Begin Spec J)
	331-0545	1	Armor (Spec 11580 G & H only)	22.	815-0943-02	1	Screw, Torx Pan Head (Begin Spec J)
8.	402-0686-02	4	Tube, Spacer (Gasoline Spec B-D; LP Spec B, C)	23.	319-3811-02	1	Bracket, Control (Begin Spec J)
9.	856-0008	4	Washer, EIT Lock (5/16")	24.	868-0002	2	Nut, Hex (5/16-24)
10.	862-0015	2	Nut, Hex (5/16-18)	25.	850-0045	2	Washer, Spring Lock (5/16")
11.	526-0014	4	Washer, Flat (7/16") (Gasoline Spec B-D; LP Spec B, C)	26.	307-2586	1	Relay, Start Solenoid (K1)
12.			Screw, Hex Head Thread Forming (M10 x 1.5 x 70mm) Gasoline	27.			Board, PC
	815-0842-05	4	Spec B-D (Hex Head)		300-4320	1	Spec B-E
	815-0874-01	4	Begin Spec E (Socket Head)		300-4923	1	Spec F-H
			LP	28.	319-2152-03	1	Bracket, Control (Spec B-H) Gasoline Units) (Spec B-H)
	815-0842-05	4	Spec B, C	29.			*Regulator, Voltage (VR1) (Spec B-H) (60Hz, 120V, Gasoline Units)
	815-0874-01	4	Begin Spec D		305-0851	1	60 Hz
13.	402-0641	2	Isolator, Snubber (Gasoline Begin Spec E; LP Begin Spec D)		305-0866	1	50 Hz
14.	526-0032	2	Washer, Flat (Gasoline Spec E; LP Spec D)	30.	823-1002-04	1	Screw, Torx Pan Head (Spec B-H) (M6 x 14mm)
15.			Screw, Isolator	31.			Seal, Barrier Edge (Spec B-M)
	541-0540	2	Spec D/E-H (Includes Washer) (Gasoline Spec E; LP Spec D)		508-0330	1	(Spec B-M)
	815-0785	2	Begin Spec J		508-1091	1	(Spec P)
16.			Cover, Drain Gasoline	32.	A035K028	1	Shield, Exhaust (Spec B-P)
				33.	870-2054	2	Nut, Flange Lock (M6 x 1)
				34.	405-4895	1	Insulation, Exhaust Barrier
				35.	518-0581	4	Nut, Push-On
				36.	332-3108	1	Ground Terminal

* - Voltage regulator is integrated into the PCB 327-1413 on Specs J and later.

Enclosure Base (KYD)

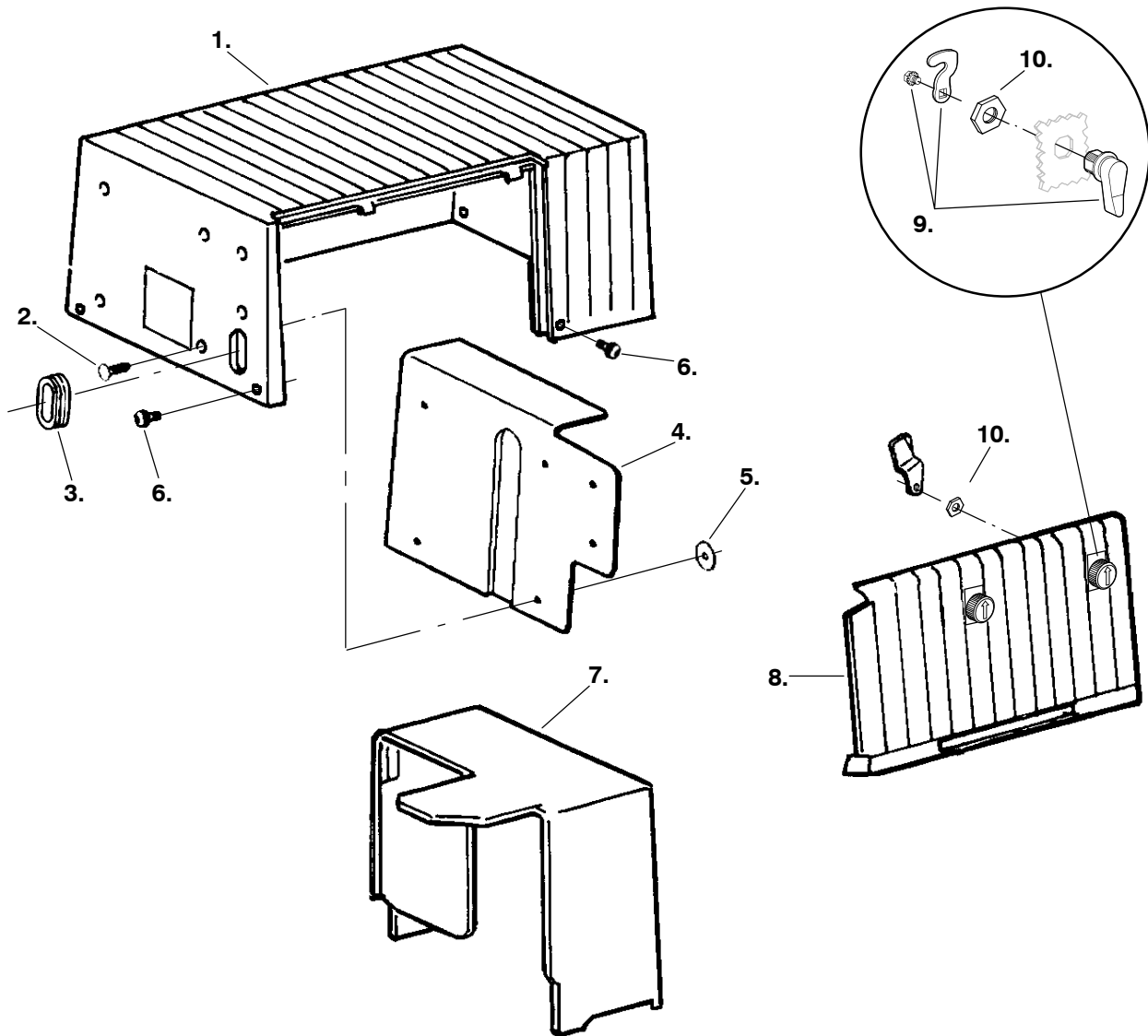


Enclosure Base (KYD)

REF NO.	PART NO.	QTY USED	PART DESCRIPTION	REF NO.	PART NO.	QTY USED	PART DESCRIPTION
1.	508-0315	1	Grommet, Enclosure Base	12.	402-0664-01	2	Isolator, Mount
2.	815-0874-01	4	Screw, SKT TH Head Torx	13.	800-0030	1	Screw, Hex Head (5/16-18 NC x 1.25)
3.	815-0578	10	Screw, Pan Head Torx (M6 x 1 x 12mm)	14.	508-0208	1	Bushing, Snap
4.	331-0539-02	1	Clamp, Conduit	15.	337-3467	1	Strap, Bond
5.	815-0785	2	Screw, Isolated Mounting	16.	327-1413	1	PCB, Control
6.	402-0641	2	Isolator, Snubber	17.	319-3811-02	1	Bracket, Control Mounting
7.	856-0008	3	Washer, EIT Locking (5/16")	18.	815-0943-02	1	Screw, Hex Washer Head Thread Forming (1/4-20 x .5")
8.	862-0015	1	Nut, Hex (5/16-18 UNC)	19.	868-0002	2	Nut, Hex Jam (5/16-24UNC)
9.	405-7661	1	Shield, Exhaust Insulation	20.	850-0045	2	Washer, Split Locking (5/16")
10.	508-0333	4	Edging	21.	307-2586	1	Relay, Start Solenoid
11.	402-0664-02	2	Isolator, Mount				

This Page Intentionally Left Blank.

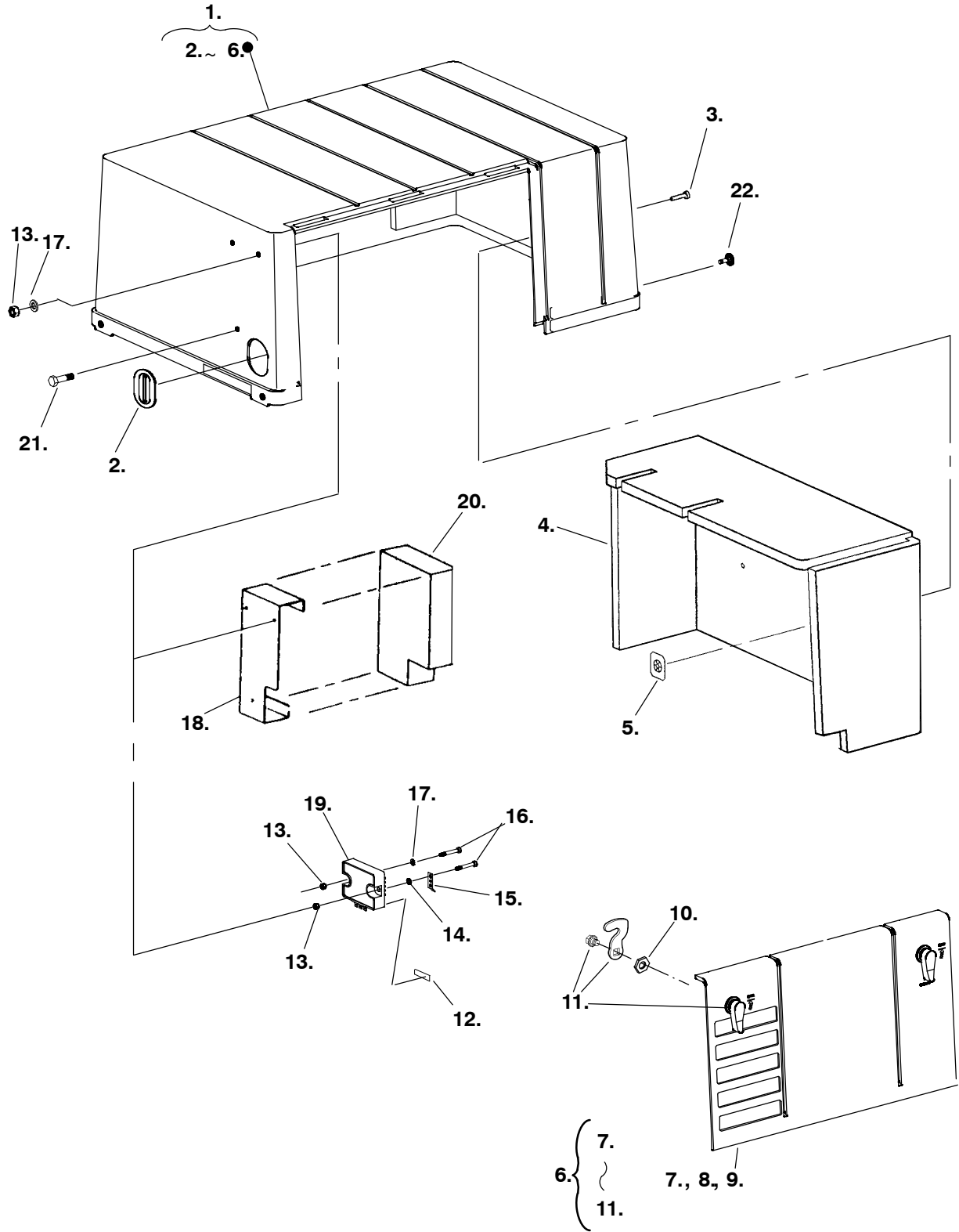
Generator Enclosure (KY Spec A)



REF NO.	PART NO.	QTY USED	PART DESCRIPTION	REF NO.	PART NO.	QTY USED	PART DESCRIPTION
1.		1	Cover Assy, Enclosure (Includes Parts Marked *)				Latches, Insulation, Label, Gasket and Washers)
2.	518-0623	6	*Clip, Christmas Tree	9.	406-0779	2	Latch Assy, Service Panel (Later Spec A)
3.	508-0315	1	*Grommet, Remote	10.	870-2198	2	Nut, Hex (M22 x 1.5)
4.	405-4308	1	*Insulation, Inlet				
5.	526-0394	6	*Washer, Flat (Special)				
6.	823-0010-01	5	Screw, Shoulder Torx (M6 x 14mm)				
7.	405-4307-02	1	Insulation, Upper Exhaust Baffle				
8.	405-6384-01	1	*Panel, Service (Includes				

* - Parts Included in Enclosure Cover.

Generator Enclosure (KY Begin Spec B and KYD)



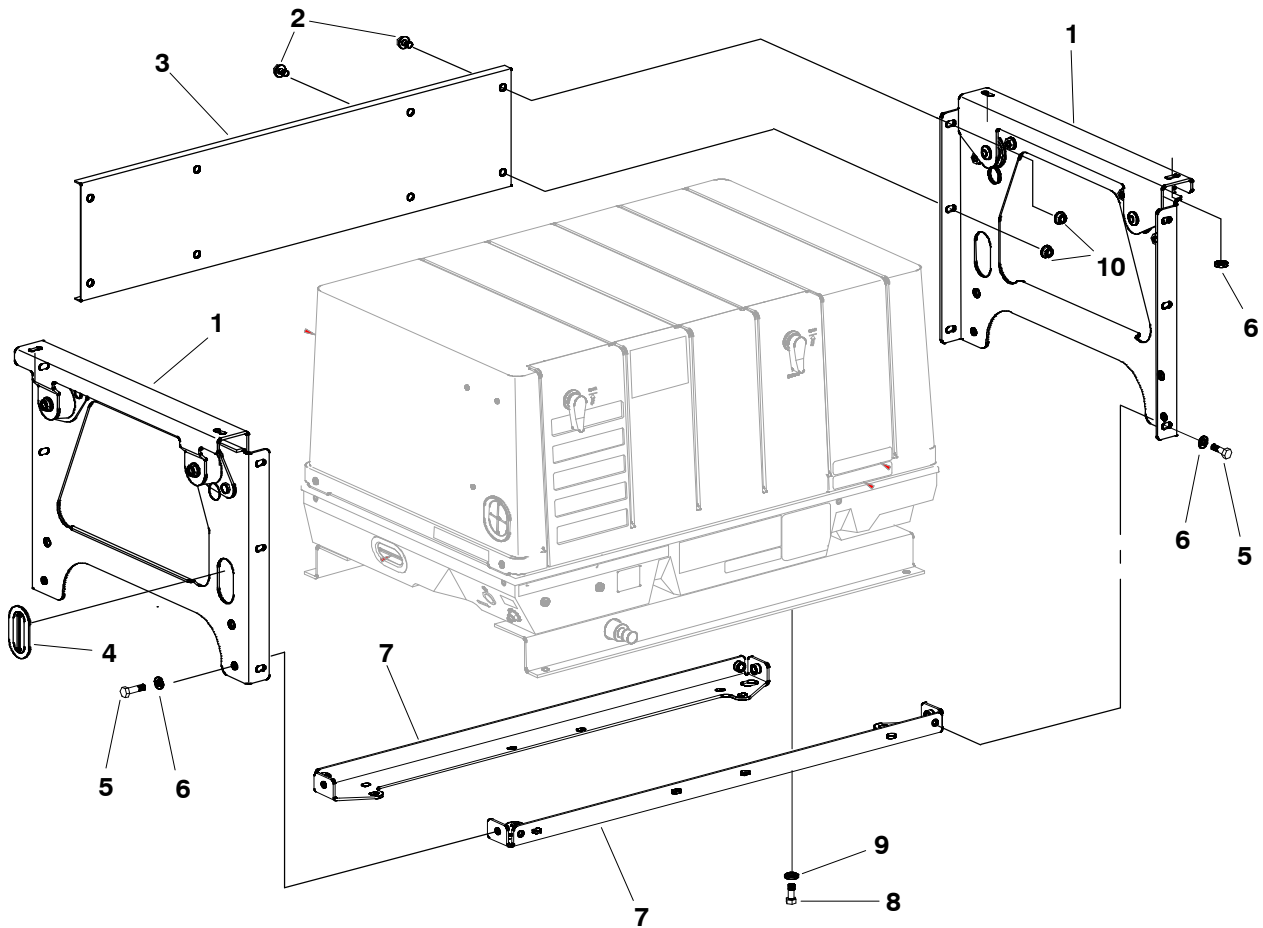
Generator Enclosure (KY Begin Spec B and KYD)

REF NO.	PART NO.	QTY USED	PART DESCRIPTION	REF NO.	PART NO.	QTY USED	PART DESCRIPTION
	541-0556-01	1	Kit, Enclosure Cover Includes (KY Enclosure Cover Assy.)	13.	870-2062	4	Nut, Lock (M5 x .8) (50Hz, 100V-60Hz)
1.			Cover Assy, Enclosure (Includes Parts Marked *)	14.	856-0003	1	Washer, EIT (#10) (50Hz, 100V-60Hz)
	405-6383-01	1	KY	15.	332-3292	1	Terminal, Spade (50Hz, 100V-60Hz)
	405-7552	1	KYD	16.	800-2012	2	Screw, Hex Head Cap (M5 x .8 x 30mm) (50 Hz, 100V-60Hz)
2.			*Grommet	17.	526-0009	3	Washer, Flat (M5) (50 Hz, 100V-60Hz)
	508-0315	1	KY Spec B-E	18.	405-4967-03	1	Bracket, Inlet Insulation (60 Hz) (Spec B-H)
	508-1116	1	KY Begin Spec F and KYD	19.	305-0784	1	Charger, Battery (50 Hz, 100V-60Hz)
3.	818-0226-02	2	*Rivet	20.	405-4966	1	Insulation, Inlet (60 Hz) (Spec B-H)
4.			*Insulation, Cover	21.	823-1002-01	3	Screw, Torx Pan Head (M6 x 1 x 12mm) (60 Hz) (Spec B-H)
	405-4894	1	KY Begin Spec B	22.	823-0010-01	4	Screw, Torx Shoulder (M6)
	405-7662	1	KYD				
5.	518-0581	2	*Nut, Push-On				
6.			*Panel Assy, Service Onan (Includes Parts Marked +)				
	405-6384-01	1	Onan Green				
	405-6384-02	1	Onan Marine White				
	405-6384-03	1	Onan Camp Power Grn				
7.	405-6384-01	1	+Insulation, Door				
8.	526-0394	3	+Washer, Flat (Special)				
9.	405-4311-01	1	+Gasket, Service Panel (250mm)				
10.	870-2198	2	+Nut, Hex (M22 x 1.5)				
11.	406-0779	2	+Latch Assy, Service Panel (Includes Pawl and Latch)				
12.	98-6806	1	Label, Charger				

* - Included in Enclosure Cover Assy.

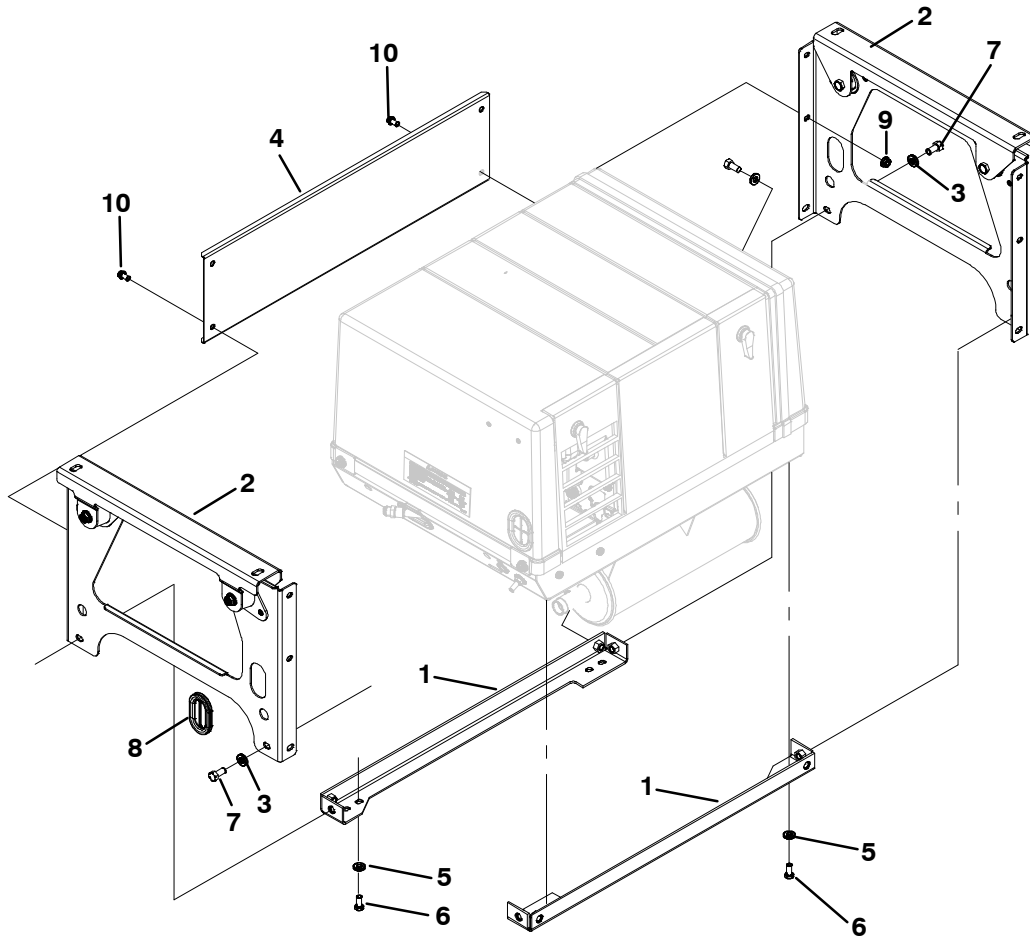
+ - Included in Service Panel Assy.

Underfloor Mounting Kit (KY Begin Spec B)



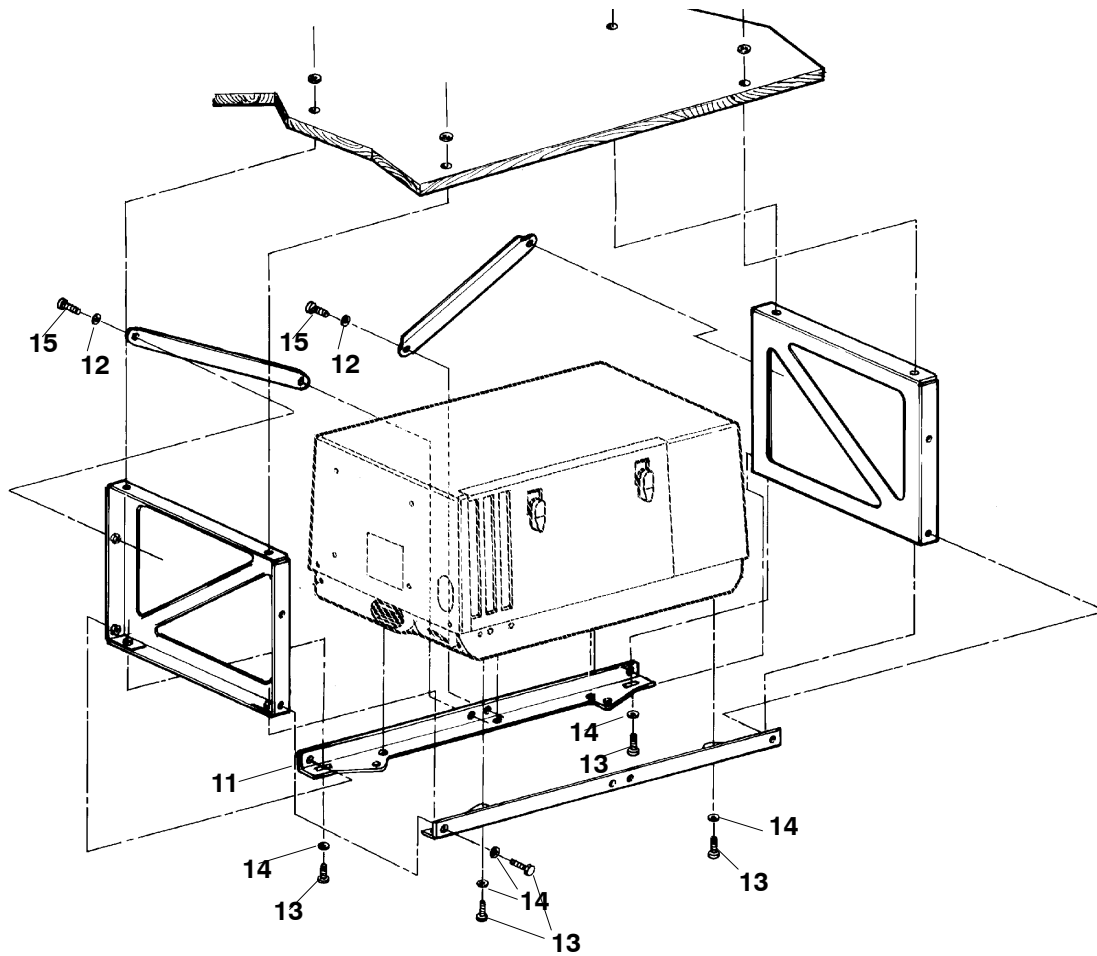
REF NO.	PART NO.	QTY USED	PART DESCRIPTION	REF NO.	PART NO.	QTY USED	PART DESCRIPTION
	A030X652	1	Kit, Underfloor Mounting	6	526-0174	12	Washer, Flat (3/8" Hardened)
1	403-3672	2	Panel, Underfloor	7	403-3669-02	2	Rail, Underfloor
2	821-0014	4	Screw, Hex Head Lock Flange (5/16-18 x .5")	8	800-0026	6	Screw, Hex Head Cap (5/16-18 x .75")
3	403-3396-02	1	Panel, Back	9	526-0122	6	Washer, Flat (5/16" Hardened)
4	508-0315	1	Grommet, Remote	10	870-0513-02	4	Nut, Hex Flange Lock (5/16-1)
5	800-0048	8	Screw, Hex Head Cap (3/8-16 x .75")				

Underfloor Mounting Kit (KYD)



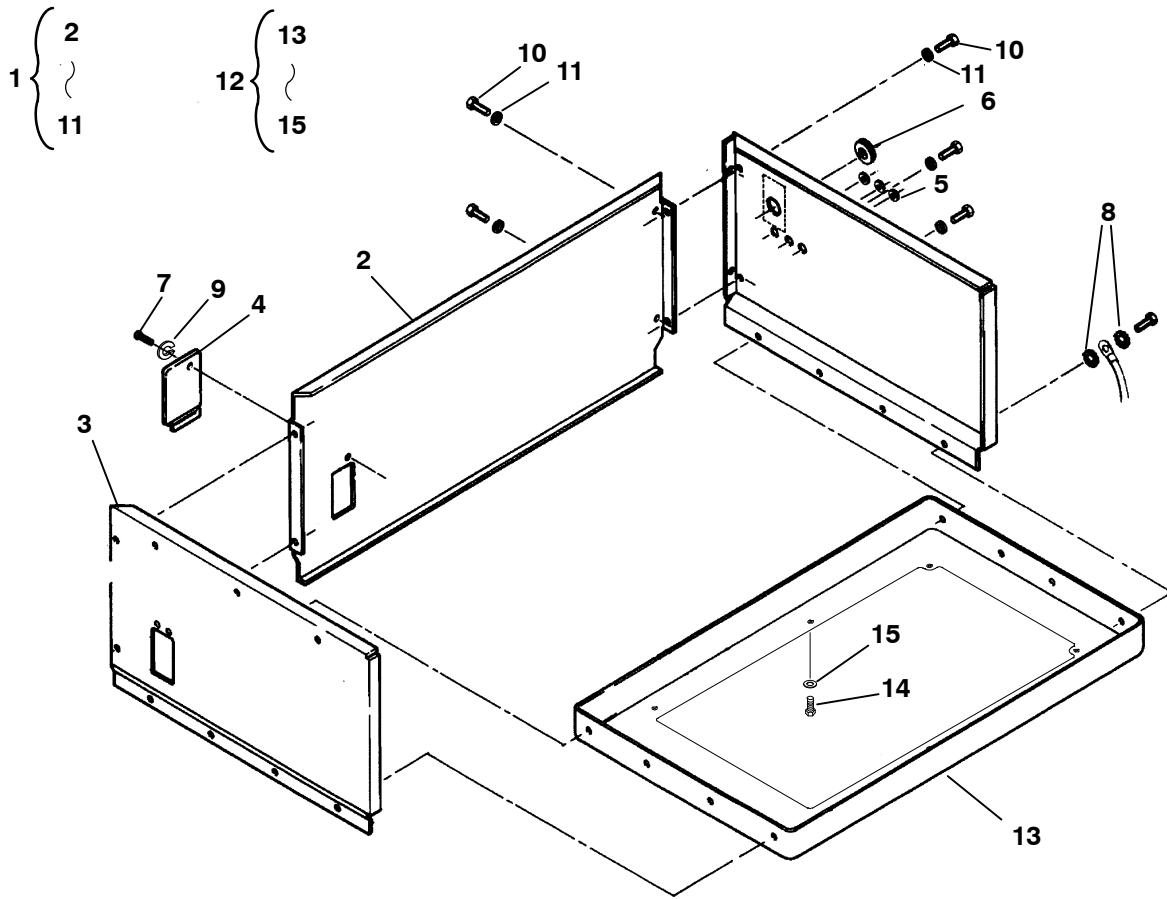
REF NO.	PART NO.	QTY USED	PART DESCRIPTION	REF NO.	PART NO.	QTY USED	PART DESCRIPTION
	541-0938	1	Kit, Mounting (Underfloor)	7	800-0048	8	Screw, Hex Head Cap (5/8-16 x .75")
1	403-5135-02	2	Rail, Mounting	8	508-0315	1	Grommet, Remote
2	403-3672	2	Panel, Under Floor	9	870-0513-02	4	Nut, Hex Flanged (5/16")
3	526-0174	8	Washer, Flat	10	821-0014	4	Screw, Locking Head (5/16-18 x 1/2")
4	403-5136-02	1	Mount, Generator				
5	526-0122	4	Washer, Flat (5/16")				
6	800-0026	4	Screw, Hex Head Cap (5/16-18 x .75")				

Underfloor Mounting Kit (KY Spec A)



REF NO.	PART NO.	QTY USED	PART DESCRIPTION	REF NO.	PART NO.	QTY USED	PART DESCRIPTION
	A030X652	1	Kit, Underfloor Mounting (Replaced by 403-3670)				(5/16-18 x 3/4")
11	403-3581-04	1	Rail, Bottom (w/o Weldnuts)	14	526-0122	6	Washer, Flat (5/16")
12	526-0174	16	Washer, Flat (3/8")	15	800-0049	12	Screw, Hex Head Cap (3/8-16 x .88")
13	800-0026	6	Screw, Hex Head Cap				

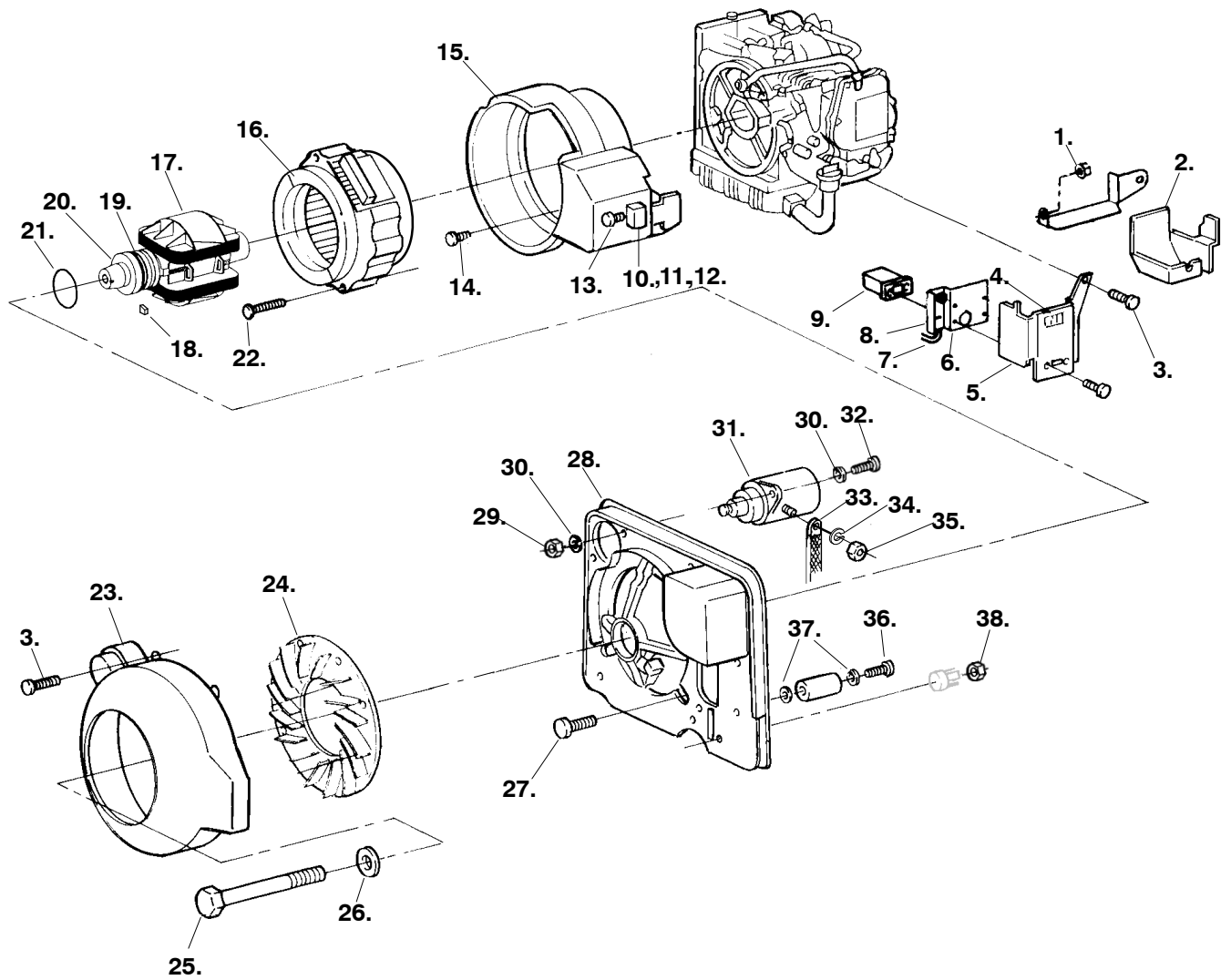
KY Underfloor Housing/Base Kit



REF NO.	PART NO.	QTY USED	PART DESCRIPTION	REF NO.	PART NO.	QTY USED	PART DESCRIPTION
1	405-4241	1	Kit, Housing (Includes Parts Marked +)	11	526-0122	22	+Washer, Flat (5/16")
2	405-4662-S0	1	+Panel, Housing (Rear)	12	403-3630	1	Kit, Underfloor Base (Includes Parts Marked *)
3	405-4663-S0	1	+Panel, Housing (LH)	13	403-3631-02	1	*Base, Underfloor
4	405-4668-01	1	+Cover, Panel	14	800-0026	14	*Screw, Hex Head Cap (5/16-18 X .75)
5	508-0071	3	+Grommet, Rubber (.62 Id)	15	526-0122	22	+Washer, Flat (5/16)
6	508-0055	1	+Grommet, Rubber (1.50 Id)				
7	813-0098	1	+Screw, RH (#10-32 X.375)				
8	856-0008	2	+Washer, EIT Lk (5/16)				
9	850-0030	1	+Washer, Lock (#10)				
10	800-0026	16	+Screw, Hex Head Cap (5/16-18 X .75)				

* - Parts Included in Base Kit.
+ - Parts Included in Housing Kit.

Generator/Control (KY Spec A)

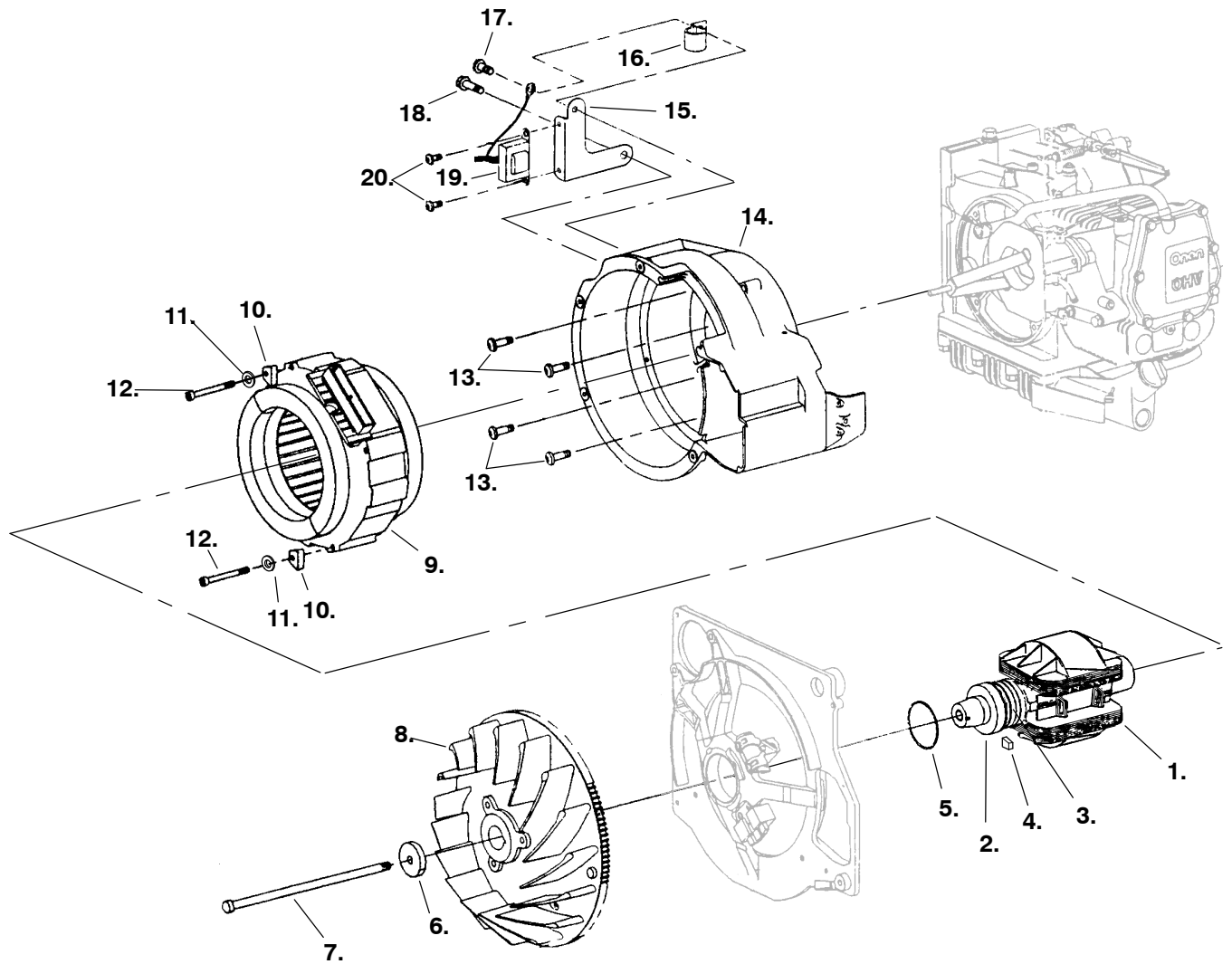


Generator/Control (KY Spec A)

REF NO.	PART NO.	QTY USED	PART DESCRIPTION	REF NO.	PART NO.	QTY USED	PART DESCRIPTION
1.	870-2054	1	Nut, Locking Flange (M6 x 1) (LP)	18.	515-0289	1	and Collector Ring)
2.	145-0619	1	Shield, Carburetor (Gasoline)	19.	204-0141	1	Key, Fan Hub
3.	823-0009-01	5	Screw, Torx Pan Head (M6 x 1 x 14mm)	20.	510-0216	1	Ring, Collector
4.	308-0969	1	Bezel	21.	509-0285	1	, Rotor
5.	319-1412	1	Panel, Control 60 Hz	22.	815-0787	2	O'Ring
6.	517-0133	1	Plug, Hole (50 Hz)	23.	134-4918	1	Screw, Torx Socket Head (M6 x 1 x 70mm)
7.	303-0303	1	Potentiometer Assy (R5) (50 Hz) (Includes Lead, Bracket and Potentiometer)	24.	205-0199-S0	1	Housing, Scroll
8.	303-0275	1	Potentiometer (R5)(50 Hz)	25.	815-0778	1	Wheel Assy, Blower
9.	320-1323	1	Breaker, Circuit (CB1) 60 Hz (30 Amp)	26.	526-0392	1	Bolt, Rotor Thru (3/8-24 x 9.5")
	320-1780-01	1	50 Hz (15 Amp)	27.	823-0003-03	3	Washer, Fan Hub
10.	166-0784-S0		Coil Assy, Ignition (Includes Spark Plug Terminal and Boot)	28.		1	Screw, Torx Pan Head (M6 x 1 x 20mm)
11.	167-0267	1	Terminal, Spark Plug	29.	750-1006	2	Endbell Assy (See Page 31)
12.	167-0265	1	Boot, Spark Plug	30.	740-1006	4	Nut, Hex (M8)
13.	823-0002-04	2	Screw, Torx Pan Head (M4 x .7 x 12mm)	31.	191-2351	1	Washer, Flat (M8)
14.	823-0007-02	4	Screw, Torx Pan Head (M8 x 1.25 x 25mm)	32.	720-1038	2	Starter (B1) (See Separate Page for Components)
15.	220-4572-01	1	Housing, Stator	33.	226-4297	1	Screw, Hex Head Cap (M8 x 30mm)
16.	220-4485-S1	1	Stator, Generator 60 Hz	34.	850-0040	1	Cable, Starter
	220-4485-S3	1	50 Hz	35.	862-0001	1	Washer, Lock-Spring (1/4")
17.	201-3538-S0	1	Rotor Assy (Includes Bearing	36.	823-0008	1	Nut, Hex (1/4-20)
				37.	304-0796	2	Screw, Pan Head Torx (M4 x .7 x 60mm)
				38.	870-0236	1	Washer, Center (M4)
							Nut, Hex (#10-32)

Note – Rotor and Stator parts for Spec J and later are now only available to order as combined generator parts: 50Hz = A053P885, 60Hz = A053J771. Rotor and Stator parts for Spec A–H remain unchanged, and will be available until existing inventory is depleted.

Generator (KY Spec B-P and KYD)

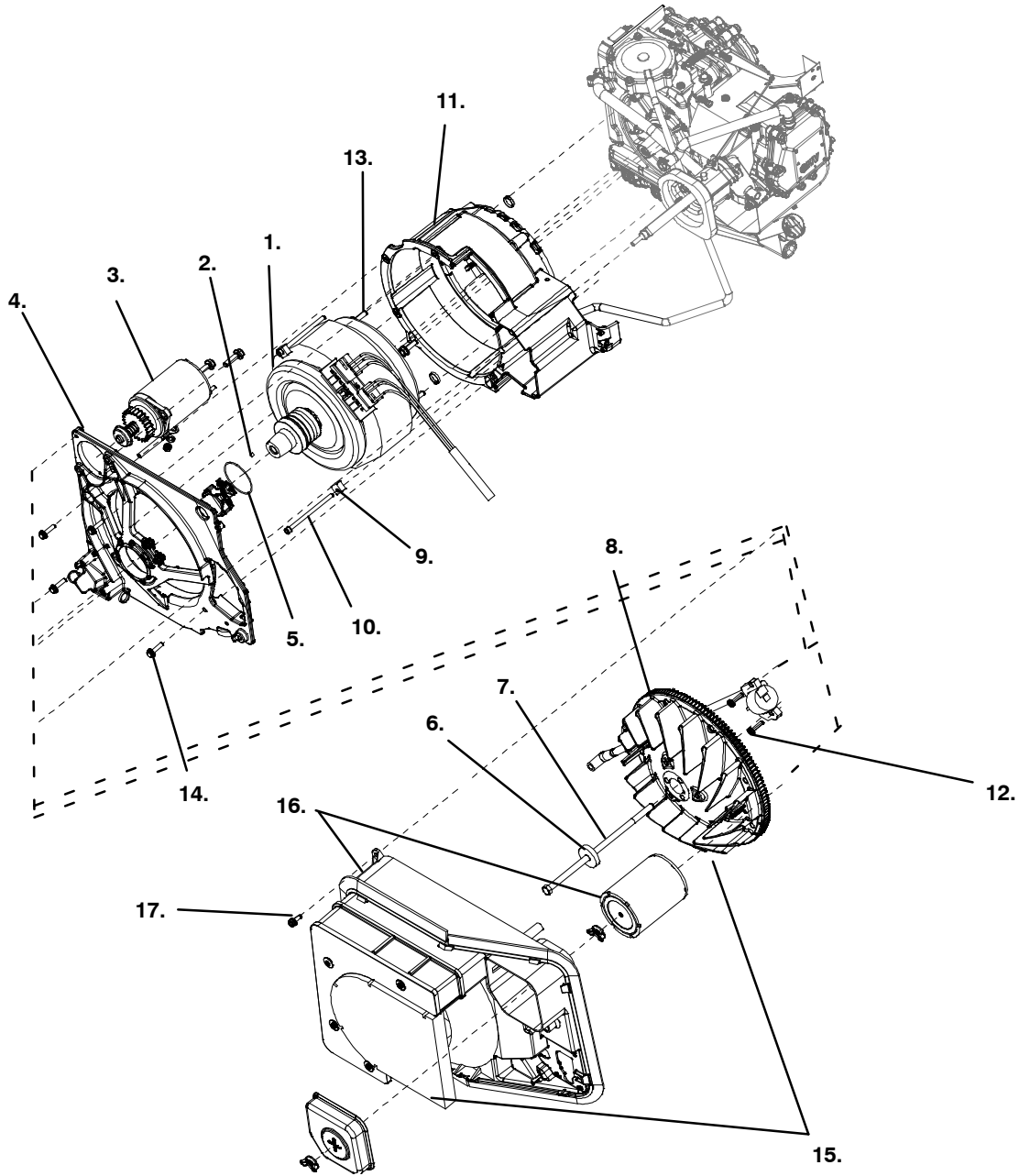


Generator (KY Spec B-P and KYD)

REF NO.	PART NO.	QTY USED	PART DESCRIPTION	REF NO.	PART NO.	QTY USED	PART DESCRIPTION
1.			Rotor Assy, (Includes Bearing)	12.			Screw, Torx Socket Head
			60 Hz		815-0787	2	60 Hz (M6 x 1 x 70mm)
	201-3538-S0	1	Spec B-H		815-0936	2	50 Hz (M6 x 1 x 100mm)
	201-3539-S1	1	Begin Spec J				Begin Spec B
			50 Hz	13.	823-0007-02	4	Screw, Pan Head - Torx
			Gasoline				Thread Forming
	201-3538-S0	1	Spec B-D				(M8 x 1.25 x 25mm)
	201-3539-S0	1	Begin Spec E	14.			Housing, Stator
			LP				60 Hz
	201-3538-S0	1	Spec B-C				Begin Spec B
	201-3539-S0	1	Begin Spec D		220-4572-01	1	Gasoline Units
2.	510-0216	1	Bearing, Rotor		220-4572-02	1	LP Units
3.	204-0141	1	Ring, Collector				50 Hz
4.	515-0289	1	Key, Hub		220-4572-03	1	Begin Spec B
5.	509-0421	1	O'Ring	15.	315-0735-03	1	Bracket, Transformer
6.	526-0392	1	Washer, Fan Hub				(50 Hz, 100v-60Hz)
7.	815-0778	1	Bolt, Rotor Thru (3/8-24 x 9-1/2")	16.	518-0515	1	(Spec B-H)
8.			Wheel Assy, Blower (Includes Magnet)	17.	823-0003-06	1	Clip(50 Hz, 100v-60Hz)
	205-0199-S0	1	Spec B-H				(Spec B-H)
	205-0263	1	Begin Spec J				Screw, Torx Pan Head
9.			Stator, Generator				Thread Forming
			60 Hz				(50 Hz, 100v-60Hz)
			Spec B-H				(Spec B-H)
	220-4485-S5	1	120V	18.	815-0829-04	1	(M6 x 1 x 12mm)
	220-4485-04	1	100V				Screw, Thread Hex Flange
			Begin Spec J				Forming (M8 x 1.25 x 16mm)
	220-4586-S1	1	120V	19.	315-0736	1	(Spec B-H) (50 Hz,
	220-4586-02	1	100V				100V-60Hz)
			50 Hz	20.	823-1002-01	2	Transformer, Voltage (T1)
			Gasoline				(Spec B-H) (50 Hz,
	220-4485-S3	1	Spec B-D				100V-60Hz)
	220-4490-S1	1	Spec E-H				Screw, Pan Head Torx
	220-4586-11	1	Begin Spec J				Machine (M6 x 1 x 12mm)
			LP				(Spec B-H) (50 Hz,
	220-4485-S3	1	Spec B-C				100V-60Hz)
	220-4490-S1	1	Spec D-H				
	220-4586-11	1	Begin Spec J				
10.			Clamp (50Hz)				
	232-3881	2	Spec B-H (Angled)				
	232-4030	2	Begin Spec J (Flat)				
11.	526-0018	2	Washer, Flat (60Hz) (Begin Spec J)				

Note - Rotor and Stator parts for Spec J and later are now only available to order as combined generator parts: 50Hz = A053P885, 60Hz = A053J771. Rotor and Stator parts for Spec A-H remain unchanged, and will be available until existing inventory is depleted.

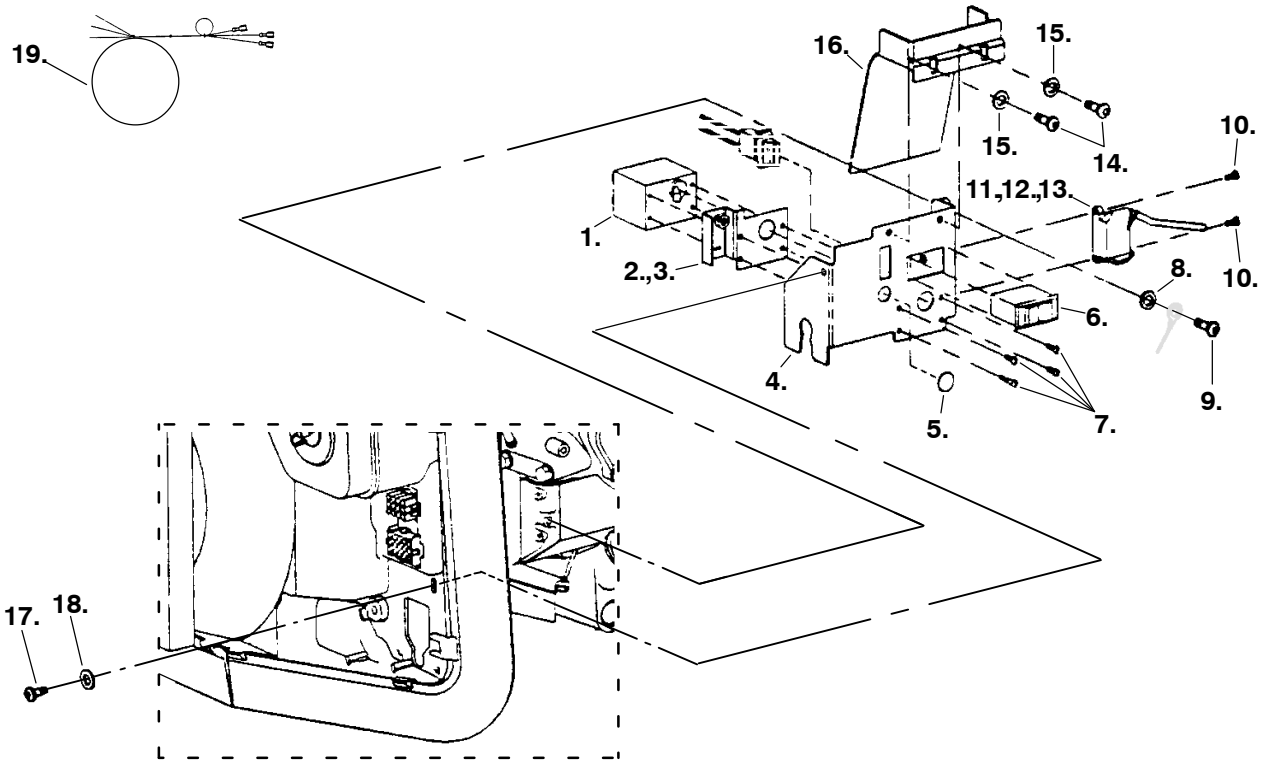
Generator (KY Begin Spec R)



Generator (KY Begin Spec R)

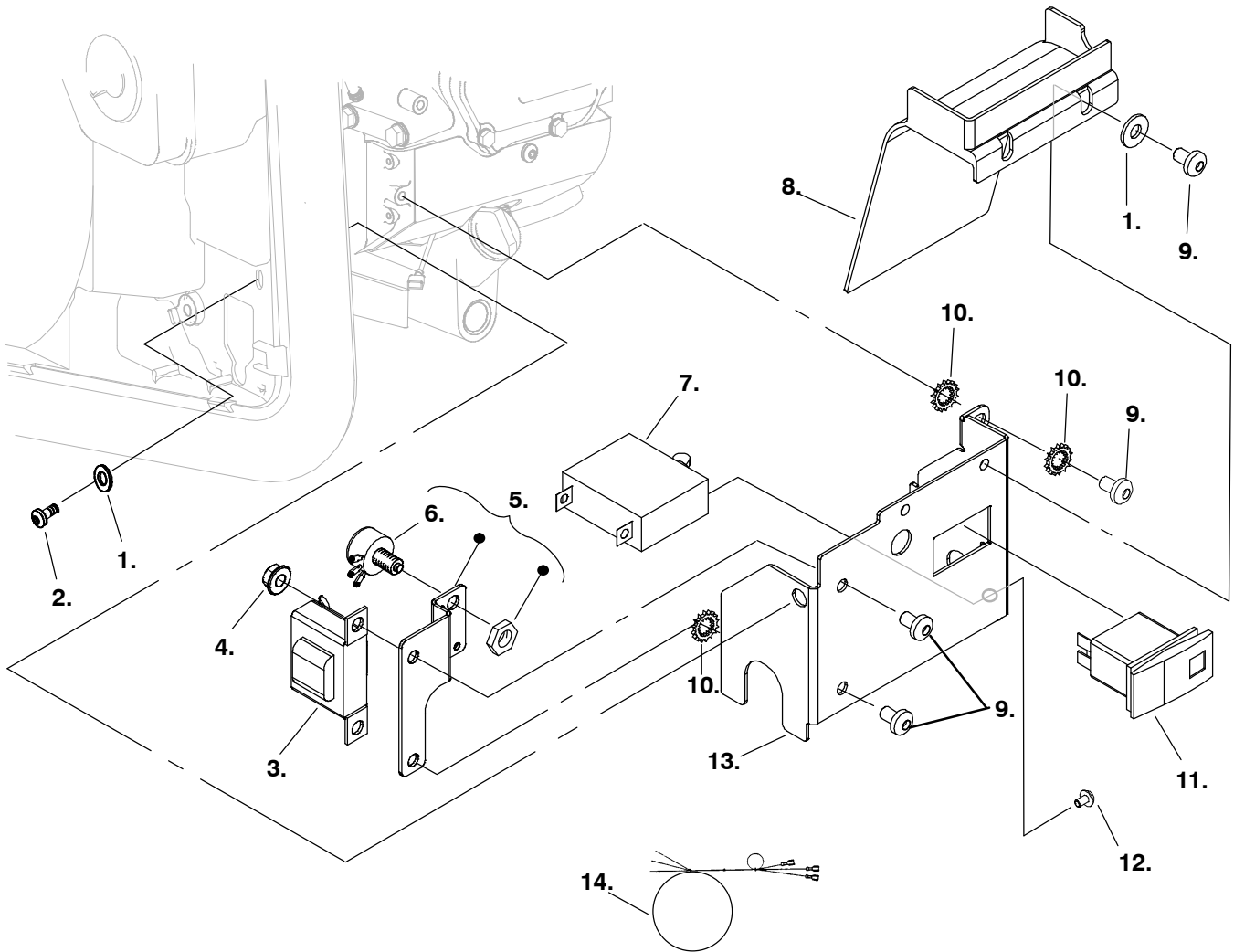
REF NO.	PART NO.	QTY USED	PART DESCRIPTION	REF NO.	PART NO.	QTY USED	PART DESCRIPTION
1.	A053P885		Generator	10.			Screw, Torx Socket Head
	A053J771		50 Hz		815-0787	2	60 Hz (M6 x 1 x 70mm)
			60 Hz		815-0936	2	50 Hz (M6 x 1 x 100mm)
2.	515-0289	1	Key, Hub				Begin Spec B
3.		1	Starter (B1) (See Page 32)	11.			Housing, Stator
4.		1	Endbell Assy (See Page 32)		220-4572-01		60 Hz
5.	A056J092	1	O'Ring		220-4572-03		50 Hz
6.	526-0392	1	Washer, Fan Hub	12.	823-0003-04	1	Screw, Torx Pan Head
7.	815-0778	1	Bolt, Rotor Thru (3/8-24 x 9-1/2")	13.	815-0829-05	1	Screw, Thread Hex Flange
8.	A048V182		Wheel Assy, Blower	14.	800-6296-01	4	Screw, Hex Flange Head
9.			Clamp	15.	865-0029	2	Nut, Wing
	232-4030		Washer, Flat (60Hz) (Begin	16.		1	Housing Assy, Air (See Page 33)
	526-0018	2	Spec J)	17.	815-0941-03	4	Screw, Hollow Head

Control (KY Spec B-H)



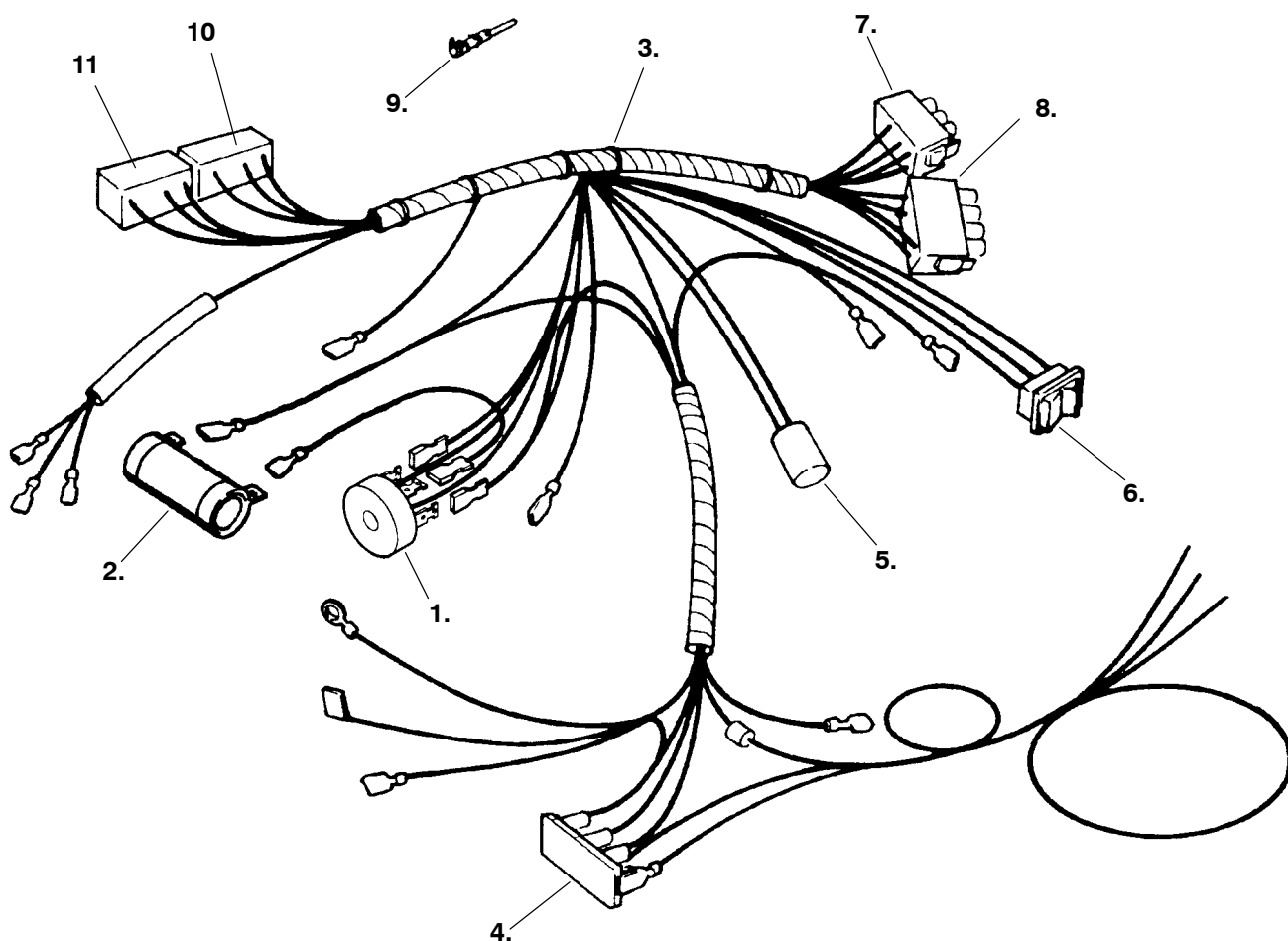
REF NO.	PART NO.	QTY USED	PART DESCRIPTION	REF NO.	PART NO.	QTY USED	PART DESCRIPTION
1.			Breaker, Circuit (CB1) 60 Hz	8.	853-0013	1	Washer, ET Lock (1/4")
	320-1323	1	30A (120V Sets)	9.	823-0003-06	1	Screw, Torx Pan Head Thread Forming 60 Hz (M6 x 1 x 12mm)
	320-1780-02	1	20A (100V Sets)	10.	823-0002-04	2	Screw, Torx Pan Head (M4 x .7 x 12mm)
	320-1780-01	1	15A	11.	166-0818	1	Coil Assy, Ignition (T1-Ign) (Includes Terminal and Boot)
	320-1780-03	1	17A	12.	167-0267	1	Terminal, Spark Plug
	320-1780-02	1	20A	13.	167-1627	1	Boot, Spark Plug
2.	303-0308-01	1	Potentiometer Assy (R5) (50 Hz and 100V/60Hz) (Includes Lead, Bracket and Potentiometer)	14.	823-0003-01	2	Screw, Torx Pan Head (M6 x 1 x 10mm)
3.	303-0275	1	Potentiometer (R5) (50 Hz and 100V/60Hz)	15.	526-0018	2	Washer, Flat (1/4")
4.			Panel, Control	16.	145-0689	1	Shield, Carburetor
	319-2176-03	1	60 Hz	17.	823-1002-03	1	Screw, Pan Head Torx (M6 x 1 x 10mm)
	319-2213-03	1	50 Hz	18.	526-0018	1	Washer, Flat (1/4")
5.	517-0133	1	Plug, Hole (50 Hz Only)	19.			Harness, AC Output
6.	308-0852	1	Switch, Start/Stop (S1)		338-2909	1	60 Hz
7.			Screw, Cross Pan Head Recessed w/ET (#6-32 x 1/4") 60 Hz		338-3049	1	50 Hz
	815-0549	2	120				
	815-0549	4	100V				
	815-0549	4	50 Hz				

Control Panel (KY Begin Spec J and KYD)



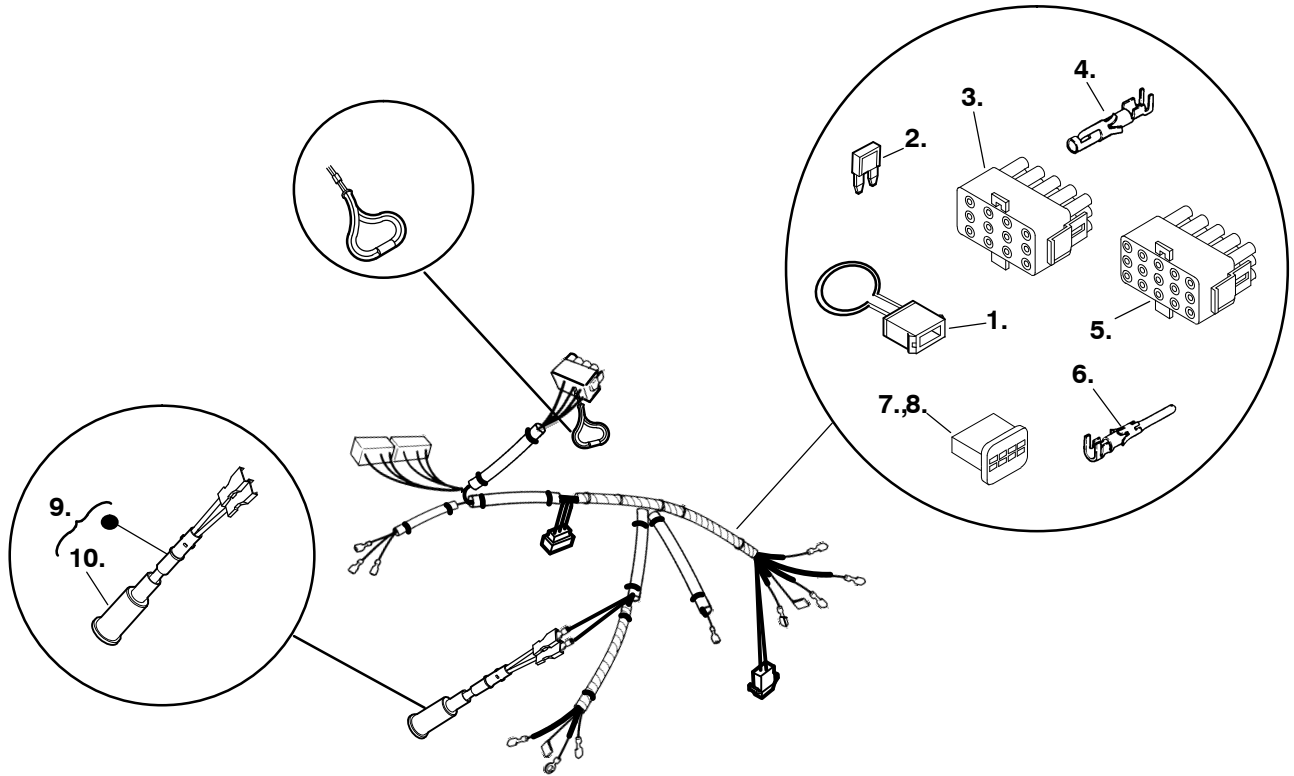
REF NO.	PART NO.	QTY USED	PART DESCRIPTION	REF NO.	PART NO.	QTY USED	PART DESCRIPTION
1.	526-0018	3	Washer, Flat (1/4")				(M6 x 1 x 14mm)
2.	815-0578	1	Screw, Pan Head Torx (M6 x 1 x 12mm)	10.		2	Washer, ET Lock (1/4") (120V, 60Hz)
3.	315-0736	1	Transformer, Voltage (T1) (100V, 230V)		853-0013	3	(100V, 230V)
4.	870-2054	2	Nut, Lock Flange (100V, 230V)	11.	308-1038	1	Switch, Start/Stop (S1)
5.	303-0332	1	Potentiometer Assy (R5) (100V, 230V) (Includes Lead, Bracket and Potentiometer)	12.			Screw, Cross Pan Head Recessed w/ET (#6-32 x 1/4")
6.	303-0331	1	Potentiometer (R5) (100V, 230V)		815-0549	2	120V
7.			Breaker, Circuit (CB1)		815-0549	4	100V, 230V
	320-1780-03	1	17A (Spec 26119, 33742)	13.	319-3844-02	1	Panel, Control
	320-1780-02	1	20A (Spec 11429, 65697, 11572)	14.			Harness, AC Output
	320-2434-04	1	30A (Spec 11580, 26100, 26120)		338-3814	1	3-wire (Spec 11572, 11580, 26100, 26120)
8.	145-0689	1	Shield, Carburetor		338-3815	1	4-wire (Spec 11429, 26119, 33742, 65697)
9.	815-0753	5	Screw, Torx Pan Head				

Generator Harness (KY Spec A)



REF NO.	PART NO.	QTY USED	PART DESCRIPTION	REF NO.	PART NO.	QTY USED	PART DESCRIPTION
			Harness, Generator	5.	321-0312-S1	1	Fuse (5 Ampere)(F1)
	338-2568-01	1	60 Hz	6.	308-0968	1	Switch, Start/Stop (S1)
	338-2568-02	1	50Hz	7.	323-1314	1	Connector, Plug (12 Pin)(P4)
1.	305-0935	1	Rectifier, Bridge (CR1)	8.	323-1252	1	Connector, Plug (15 Pin)(P1)
2.	304-0794	1	Resistor (R1)	9.	323-1200	21	Pin, Contact
3.	332-0942	13	Tie, Cable	10.	323-1527-01	1	Connector, Plug (P6)
4.	332-3108	1	Terminal, Ground	11.	323-1527-02	1	Connector, Plug (P5)

Generator Harness (KY Spec B-F)



REF NO.	PART NO.	QTY USED	PART DESCRIPTION	REF NO.	PART NO.	QTY USED	PART DESCRIPTION
			Harness, Generator				5A Fuse)
			60 Hz	2.	321-0307-03	1	*Fuse, 5A (F1)
			Gasoline	3.	323-1314	1	*Connector, Plug (12 Pin)(P4)
338-3022-01		1	120 Volt (Includes Parts Marked *)	4.	323-1199	12	*Pin, Contact
			100Volt	5.	323-1253	1	*Cap, Circuit (15 Pin)(J1)
338-3123-01		1	Isolated Neutral (Includes Parts Marked * and +)	6.	323-1200	9	*Socket, Contact
					323-1200	7	120V, 220V
					323-1200	7	100V
338-3379-01		1	Grounded Neutral (Includes Parts Marked * and •)	7.	323-1527-01	1	*Connector, Plug (P6)
				8.	323-1527-02	1	*Connector, Plug (P5)
338-3022-02		1	LP (Includes Parts Marked *)	9.	338-2807	1	◆+ Harness, Splitter (Includes Boot)
			50 Hz (Includes Parts Marked * and ◆)	10.	167-1636	1	Boot, Insulating
			Gasoline				
338-3023-01		1	LP				
338-3023-02		1					
1.	321-0312-02	1	*Fuse Assy (F1) (Includes				

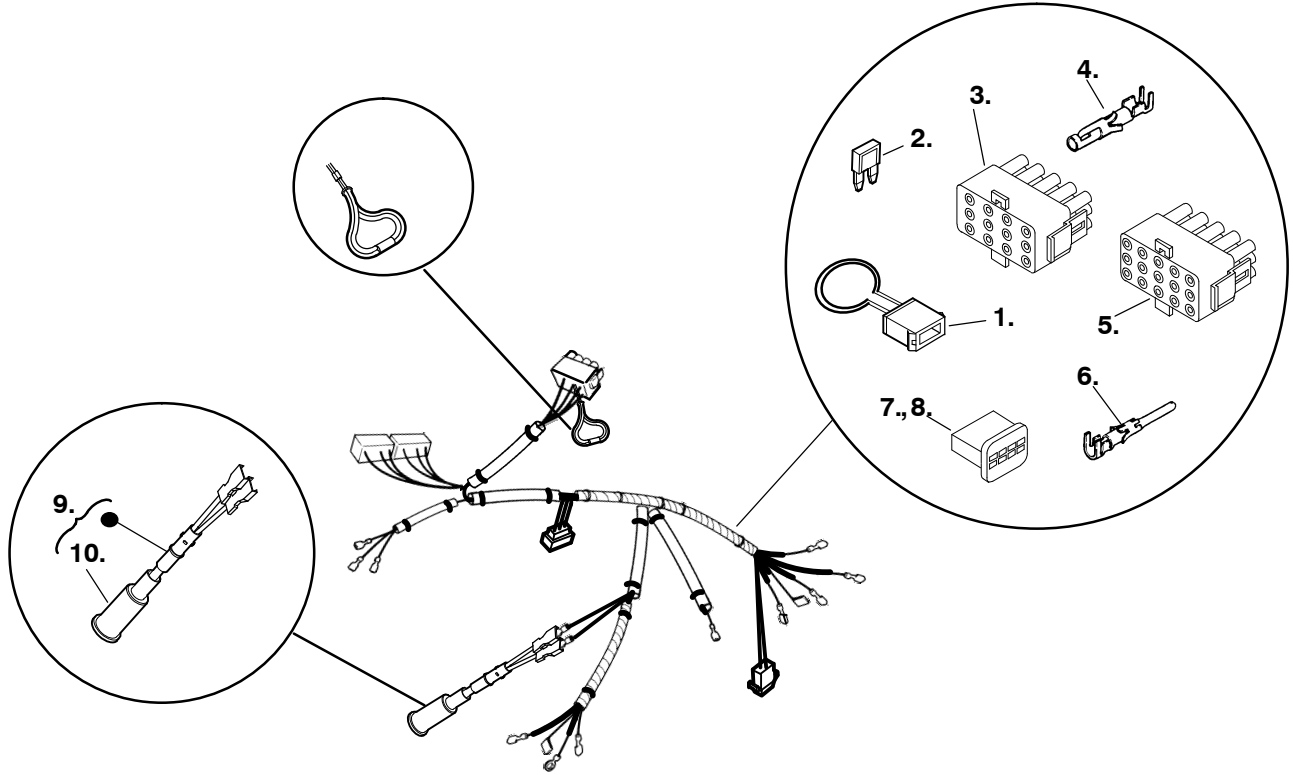
* - Parts Included with all Harnesses

+ - Parts Included in 100V, Isolated Neutral Harness

• - Part Included in 100V, Grounded Neutral Harness

◆ - Part Included in 50Hz Harnesses.

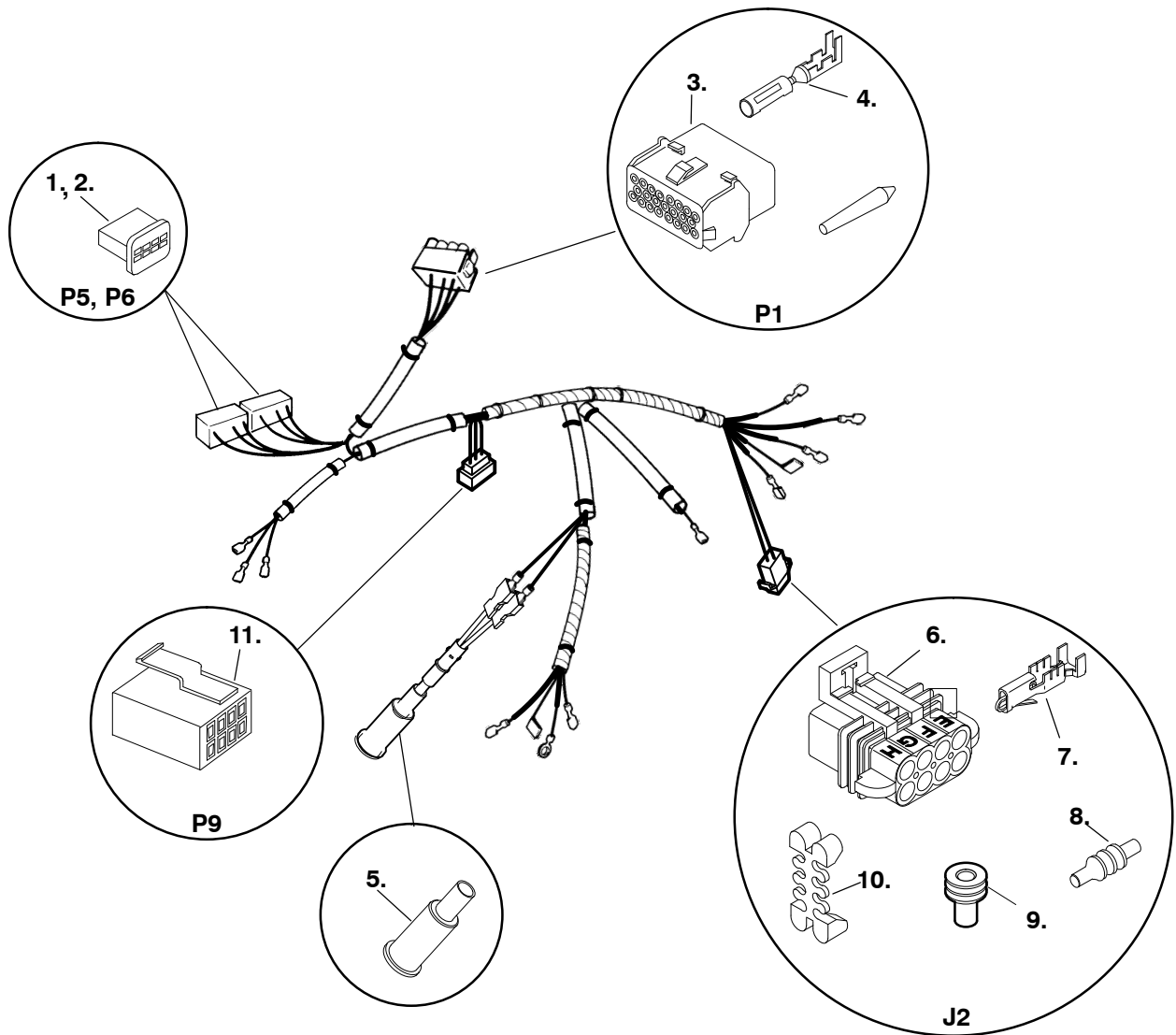
Generator Harness (KY Spec G-H)



REF NO.	PART NO.	QTY USED	PART DESCRIPTION	REF NO.	PART NO.	QTY USED	PART DESCRIPTION
			Harness, Generator				and +)
			60 Hz	1.	321-0312-02	1	*Fuse Assy (F1) (Includes 5 Amp Fuse)
			Gasoline	2.	321-0307-03	1	*Fuse, 5 Amp (F1)
338-3639-01		1	120 Volt (Includes Parts Marked *)	3.	323-1314	1	Connector, Plug (12 Pin)(P4)
			100 Volt	4.	323-1199	12	*Pin,Contact
338-3641-01		1	Isolated Neutral (Includes Parts Marked * and +)	5.	323-1253	1	*Cap, Circuit (15 Pin)(J1)
			Grounded Neutral (Includes Parts Marked * and •)	6.	323-1200	9	*Socket, Contact 120V, 220V
338-3638-01		1			323-1200	7	100V
			LP (Includes Parts Marked *)	7.	323-1527-01	1	*Connector, Plug (P6)
338-3639-02		1		8.	323-1527-02	1	*Connector, Plug (P5)
			50 Hz	9.	338-2807	1	◆+Harness Assy, Splitter (Isolated Neutral Harnesses only. Includes Boot)
			Gasoline	10.	167-1636	1	Boot, Insulating
338-3640-01		1	230 Volt (Includes Parts Marked * and ◆)				
338-3661-01		1	100 Volt (Includes Parts Marked * and +)				
			LP				
338-3640-02		1	230V (Includes Parts Marked * and ◆)				
338-3661-02		1	100 Volt (Includes Parts Marked *)				

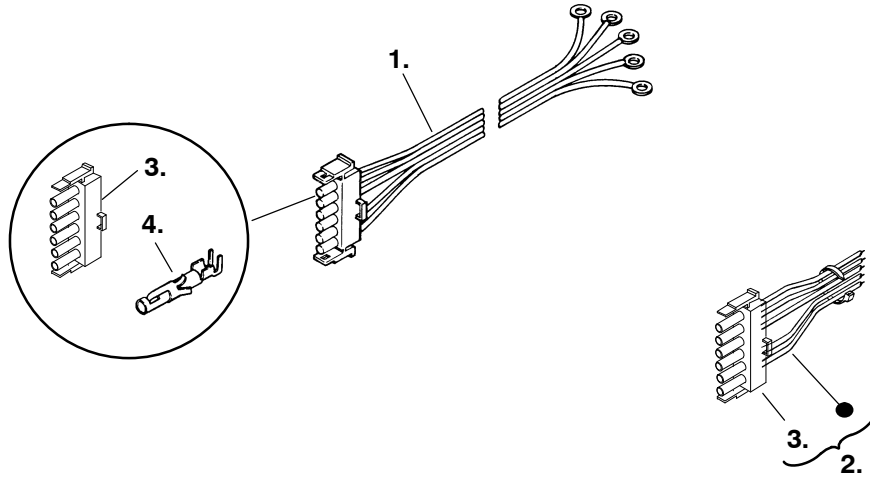
- * - Parts Included with all Harnesses
- + - Parts Included with 100V, Isolated Neutral Harness.
- - Part Included in 100V, Grounded Neutral Harness
- ◆ - Part Included in 50Hz Harness.

Engine Harness (KY Begin Spec J and KYD)



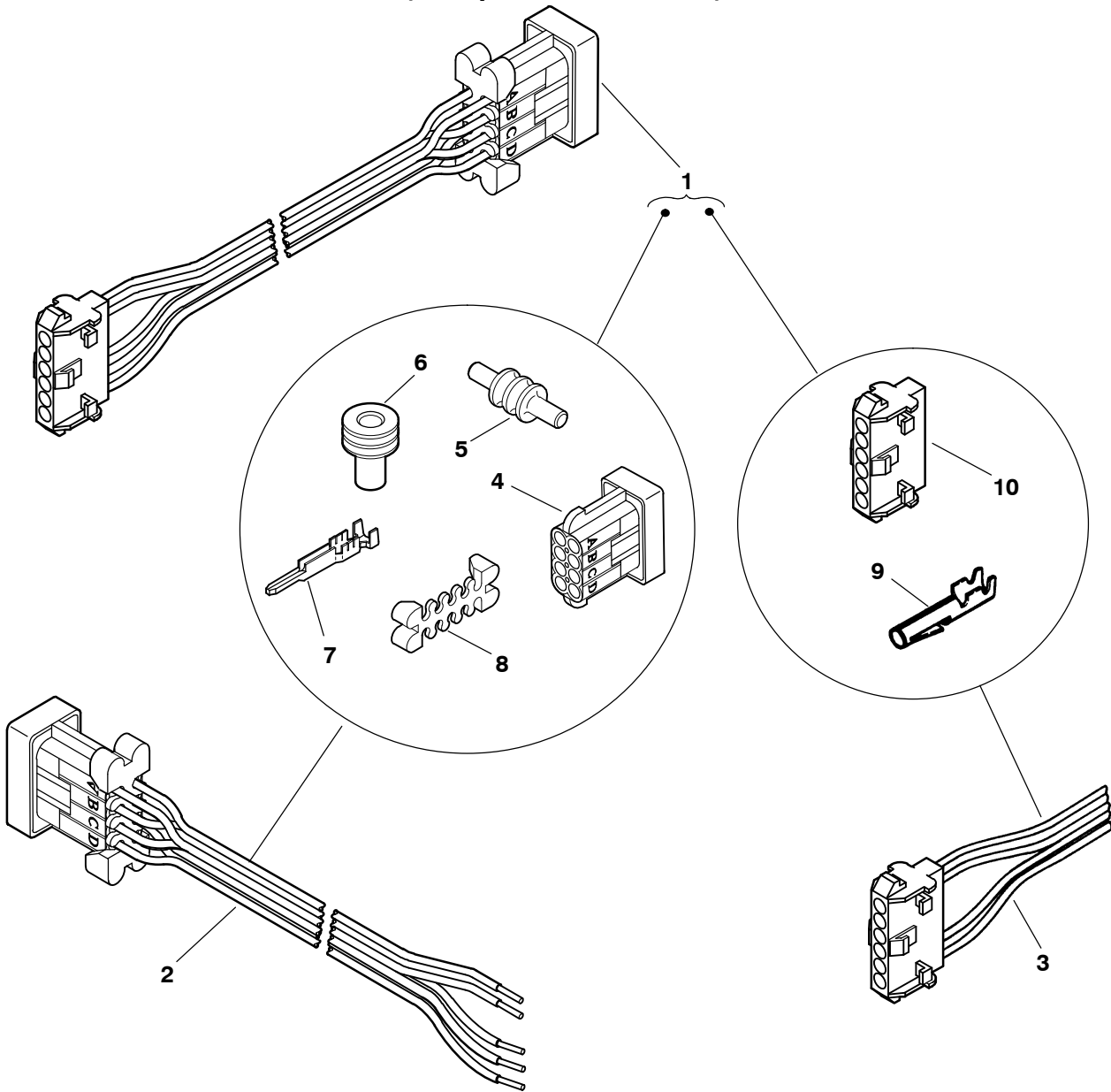
REF NO.	PART NO.	QTY USED	PART DESCRIPTION	REF NO.	PART NO.	QTY USED	PART DESCRIPTION
			Harness, Engine	4.	323-1614-01	AR	Socket, Terminal (P1)
			60 Hz	5.	167-1636	1	Boot, Insulating (Not Used on 338-3812)
			Gasoline	6.	323-1743	1	Connector, Plug (J2)(8 Pin)
	338-3813	1	100 Volt	7.	323-1709	7	Terminal, Socket (J2)
	338-3812	1	120 Volt	8.	323-1712	1	Plug, Cavity (J2)
			LP	9.	323-1708	7	Seal, Cable (J2)
	338-3813	1	50 Hz	10.	323-1741	1	Housing, Lock (J2)
1.	323-1527-01	1	Connector, Plug (P6)	11.	308-1019	1	Connector, Switch (P9)
2.	323-1527-02	1	Connector, Plug (P5)				
3.	323-1605-01	1	Connector, Plug (P1) (23 Pin)				

Extension/Pigtail Harness (KY Spec B-E)



REF NO.	PART NO.	QTY USED	PART DESCRIPTION	REF NO.	PART NO.	QTY USED	PART DESCRIPTION
1.			Harness, Extension (Reaches from Genset to Remote Panel) (Includes Housing and Pins)	3.	323-1304	1	Housing, Connector
	338-2260-01	1	Ten Feet Long	4.	323-1199	5	Pin, Contact
	338-2260-02	1	Thirty Feet Long				
2.	338-2046	1	Harness, Pigtail (6") (Reaches from Genset Harness to Customer Hookup) (Includes Connector Housing)				

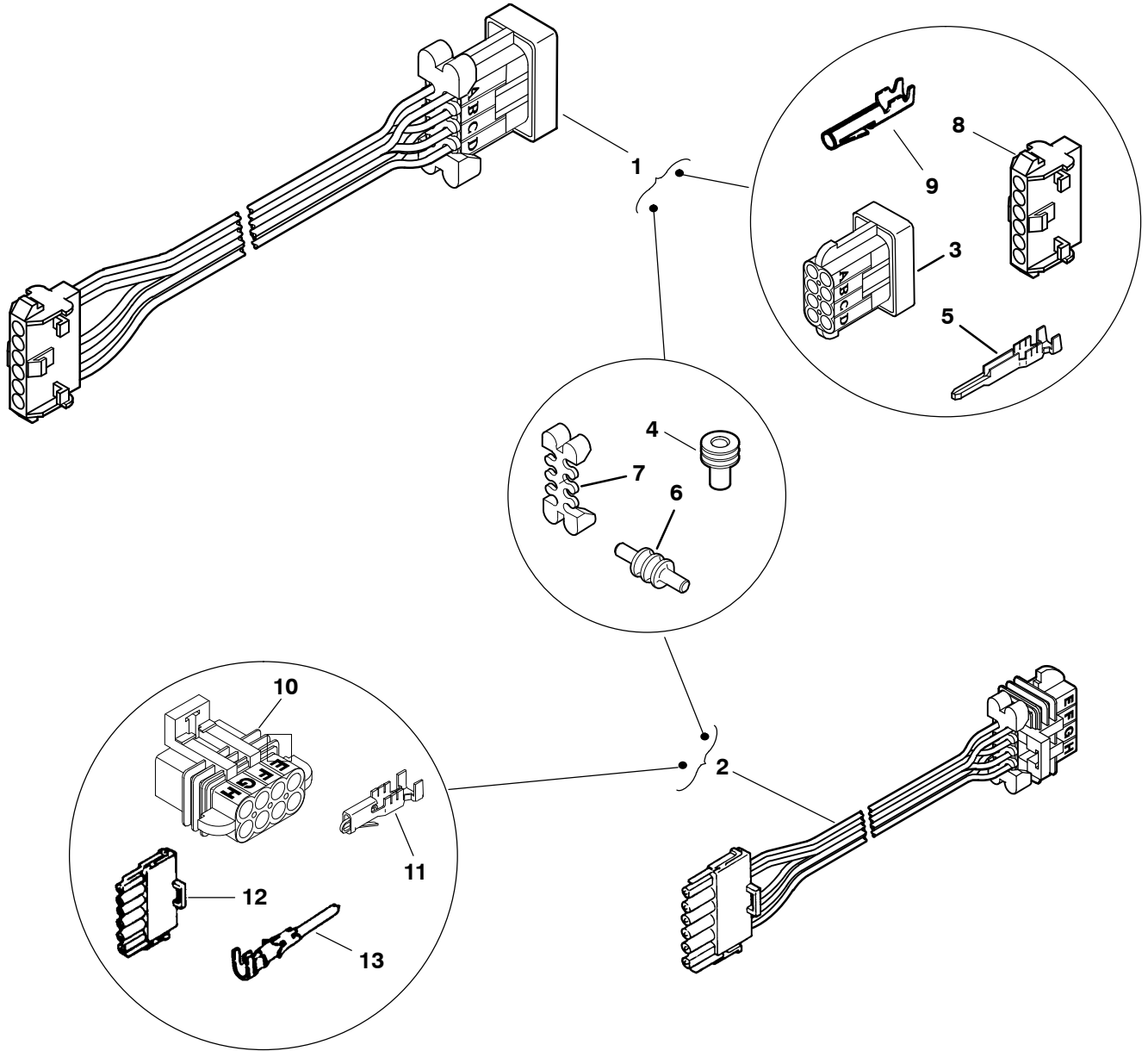
Extension/Pigtail/Adapter Harness (KY Spec F-H and KYD)



REF NO.	PART NO.	QTY USED	PART DESCRIPTION	REF NO.	PART NO.	QTY USED	PART DESCRIPTION
1			Harness, Extension (Reaches from Genset Harness to Remote Panel) (Includes Parts Marked +)	3	338-3572	1	Harness, Adapter (Reaches from Remote Panel to Pigtail Harness) (Includes Parts Marked #)
	338-3489-01	1	10'	4	323-1744	1	+*Connector, Receptacle (8 Pin)
	338-3489-02	1	30'	5	323-1712	3	+*Plug, Cavity
2	300-4946	1	Harness, Customer Interface Pigtail (Reaches from Genset Harness to Customer Hookup or Remote Panel [with use of Following Adapter Harness]) (Includes Parts Marked *)	6	323-1708	5	+*Seal, Cable
				7	323-1707	5	*Pin, Contact
				8	323-1741	1	+*Housing, Lock
				9	323-1200	1	+ #Socket, Contact
				10	323-1342	1	+ #Cap, Connector

+ - Parts Included in Extension Harness.
 * - Parts Included in Customer Interface Pigtail Harness.
 # - Parts Included in Adapter Harness.

**Adapter Harness
(New to Old, Old to New)
(KY Spec F-H and KYD Spec A)**

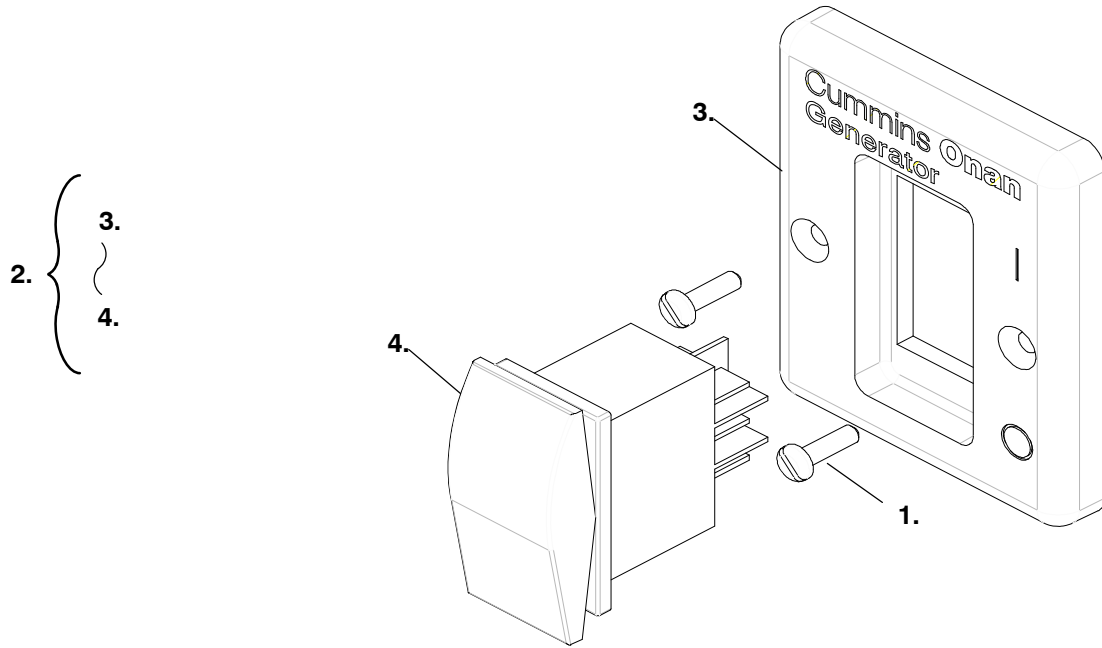


REF NO.	PART NO.	QTY USED	PART DESCRIPTION
1	338-3513	1	Harness, Remote Panel Adapter (6") (Reaches from New Genset to Old Panel) (Includes Parts Marked *)
2	338-3514	1	Harness, Remote Panel Adapter (6") (Reaches from Old Genset to New Panel) (Includes Parts Marked +)
3	323-1744	1	*Connector, Receptacle (8 Pin)
4	323-1708	5	+*Seal, Cable
5	323-1707	5	*Pin, Contact
6	323-1712	3	+*Plug, Cavity
7	323-1741	1	+*Housing, Lock

REF NO.	PART NO.	QTY USED	PART DESCRIPTION
8	323-1342	1	*Cap, Connector (6 PI)
9	323-1200	1	*Socket, Contact
10	323-1743	1	+Connector, Plug (8 Pin)
11	323-1709	5	+Socket, Terminal
12	323-1304	1	+Cap, Connector (6 PI)
13	323-1199	5	+Pin, Contact

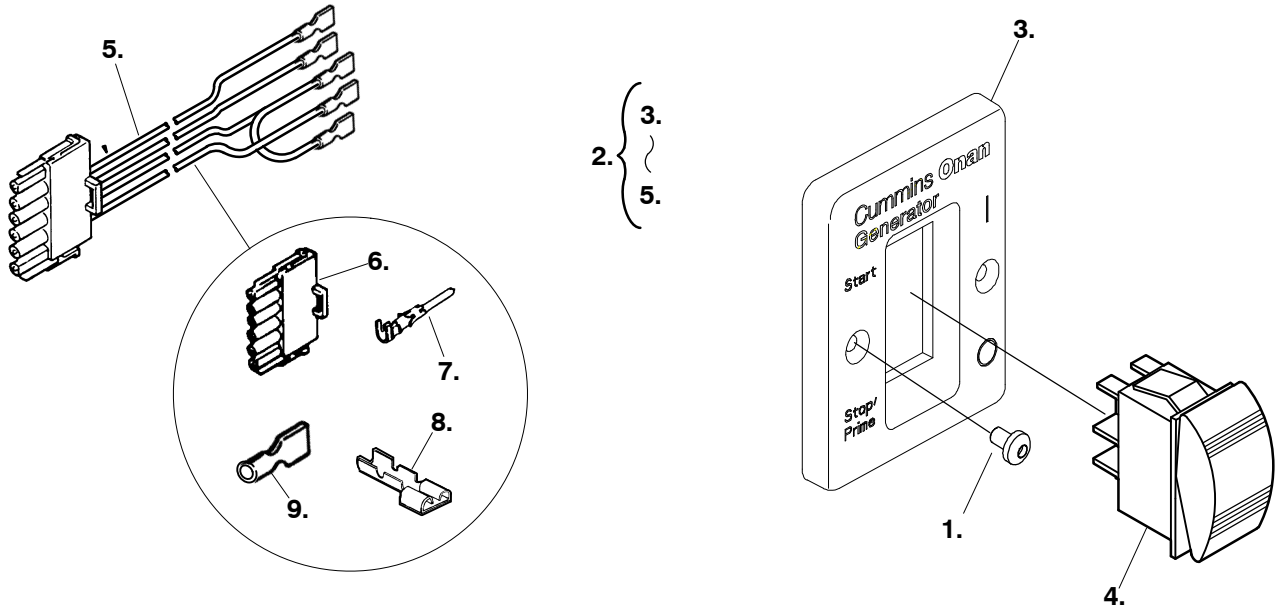
* - Parts Included in Remote Panel Adapter Harness (New Genset to Old Panel).
+ - Parts Included in Remote Panel Adapter Harness (Old Genset to New Panel).

Remote Control Panel (KY Spec B-E)



REF NO.	PART NO.	QTY USED	PART DESCRIPTION	REF NO.	PART NO.	QTY USED	PART DESCRIPTION
	300-4936	1	Kit, Remote Panel	3.	319-6987-02	1	Panel, Printed
1.	815-0910	2	Screw, Oval Head Wood	4.	308-1062	1	Switch, Start/Stop (S1)
2.	300-4953-01	1	Panel Assy, Remote (Includes Switch and Panel)				

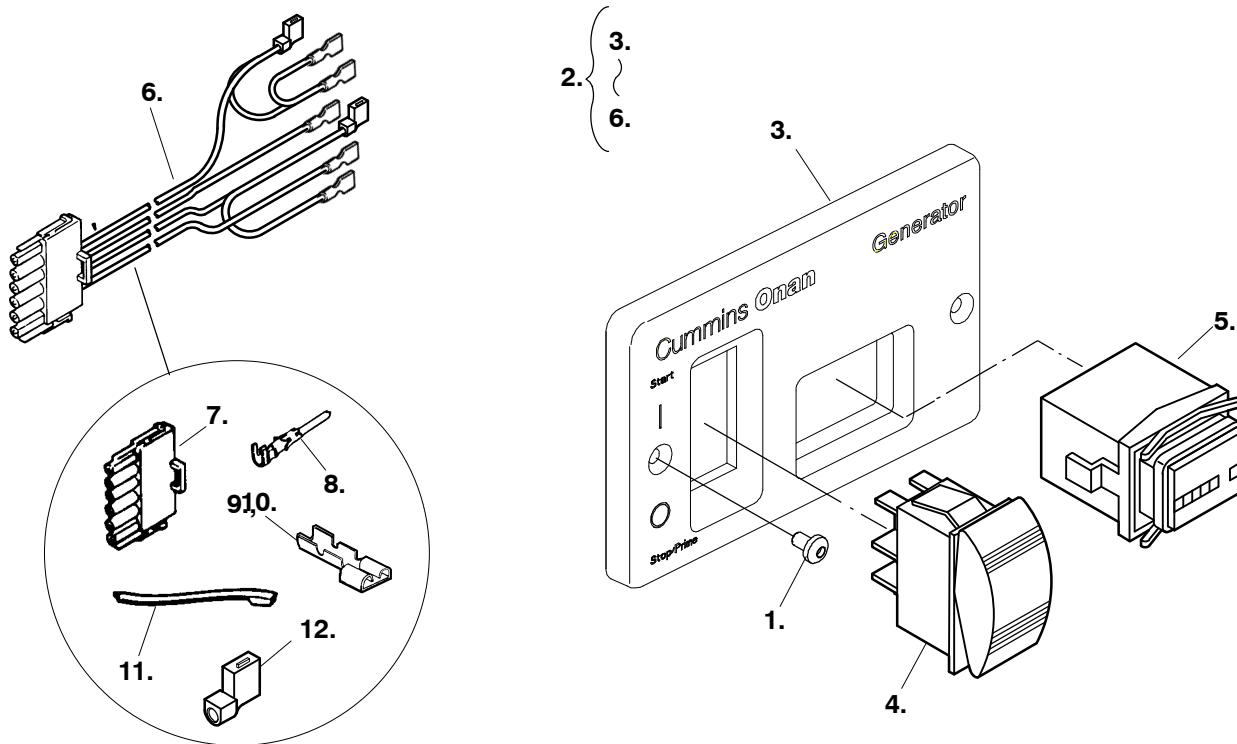
Remote Control Panel (Switch Only)



REF NO.	PART NO.	QTY USED	PART DESCRIPTION	REF NO.	PART NO.	QTY USED	PART DESCRIPTION
	300-5331	1	Kit, Remote Panel (Switch Only)				(Reaches from Remote Panel to Extension Harness)
1.	815-0910	2	Screw, Wood (#6 x 1")				(Includes Parts Marked #)
2.			Panel Assy, Remote (Includes Parts Marked ^)	6.	323-1304	1	# Plug, 6-Pin
	300-4953-04	1	KY Begin Spec J and KYD	7.	323-1199	4	# Pin, Contact
3.			^Panel, Printed	8.	332-0529	3	# Terminal, Receptacle (.25)
	319-6987-01	1	KY Spec F-H	9.	332-0529	2	# Terminal, Receptacle (.25)
	319-6987-03	1	KY Begin Spec J and KYD				
4.	308-1062	1	^Switch, Start/Stop				
5.	338-3510	1	^Harness, Remote Panel				

^ - Parts Included in Remote Panel Assy.
- Parts Included in Remote Panel Harness.

Remote Control Panel (Switch and Hourmeter)



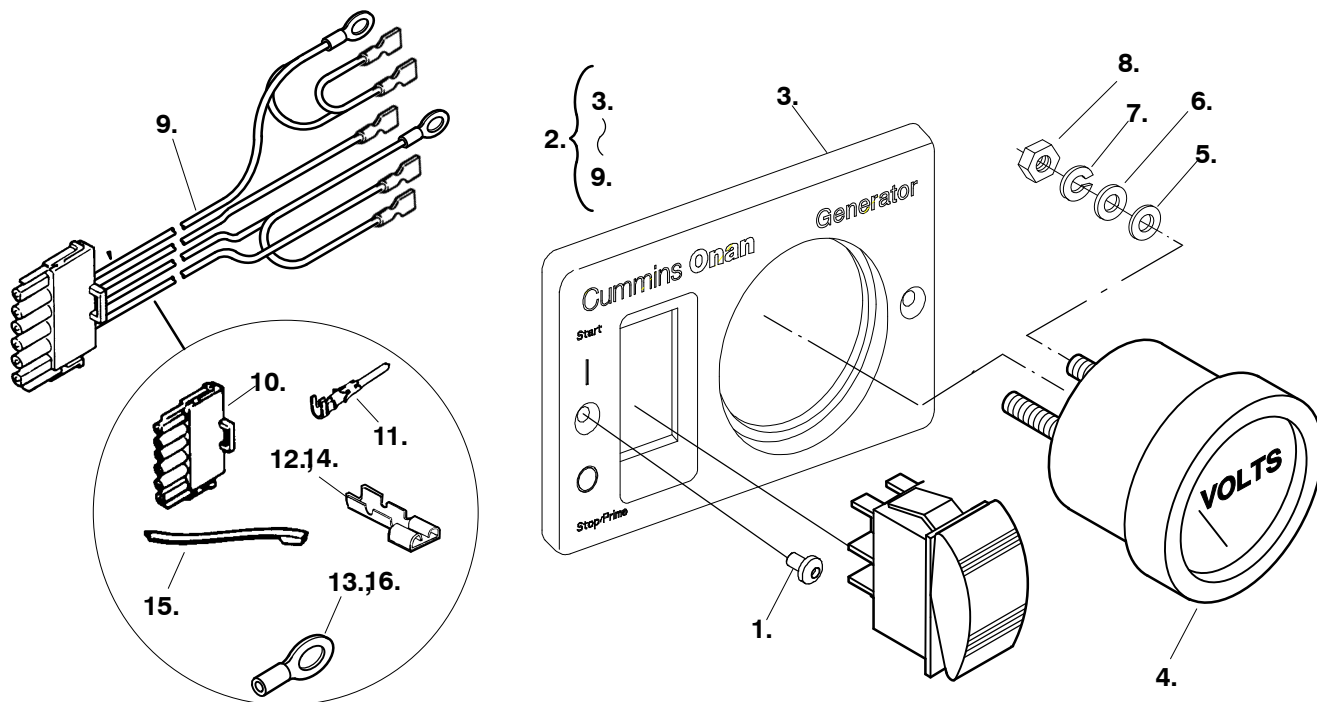
REF NO.	PART NO.	QTY USED	PART DESCRIPTION
	300-5332	1	Kit, Remote Panel (Switch and Hourmeter)
1.	815-0910	2	KY Begin Spec J and KYD Screw, Wood (#6 x 1")
2.			Panel Assy, Remote (Includes Parts Marked ^)
	300-4951-04	1	KY Begin Spec J and KYD
3.			^Panel, Printed
	319-6988-03	1	KY Spec F-H
	319-6988-05	1	KY Begin Spec J and KYD
4.	308-1062	1	^Switch, Start/Stop
5.	302-2002	1	^Meter, Hour
6.			^Harness, Remote Panel (Reaches from Remote Panel to Extension Harness) (Includes Parts Marked #)
	338-3896	1	KY Begin Spec J and KYD
7.	323-1304	1	#Plug, 6-Pin

REF NO.	PART NO.	QTY USED	PART DESCRIPTION
8.	323-1199	4	#Pin, Contact
9.	332-0529	4	#Terminal, Receptacle (.25)
10.	332-0529	1	#Terminal, Receptacle (.25)
11.	332-0942	AR	#Tie, Cable
12.	332-2571	1	#Terminal, Receptacle (90°) (KY Begin Spec J and KYD)

^ - Parts Included in Remote Panel Assy.

- Parts Included in Remote Panel Harness.

Remote Control Panel (Switch and Voltmeter)

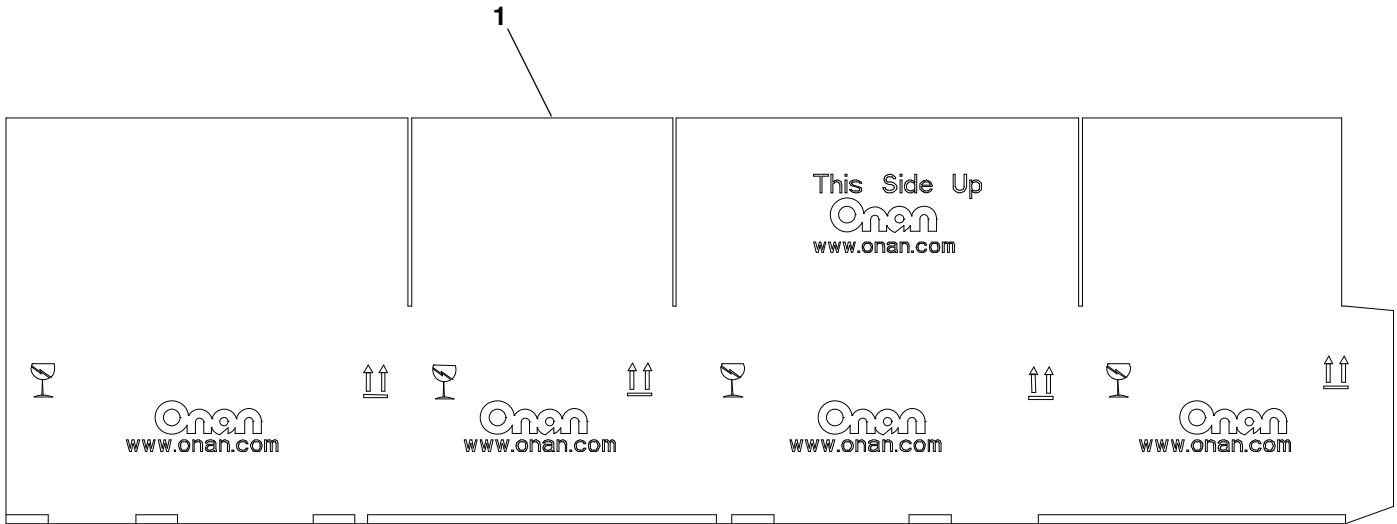


REF NO.	PART NO.	QTY USED	PART DESCRIPTION	REF NO.	PART NO.	QTY USED	PART DESCRIPTION
			Kit, Remote Panel (Switch and Voltmeter)	13.	332-0807	2	#Terminal, Ring (#10)
1.	300-5333	1		14.	332-0529	5	#Terminal, Receptacle (.25)
2.	815-0910	2	Screw, Wood (#6 x 1")	15.	332-0942	AR	#Tie, Cable
3.	300-4952-04	1	Panel Assy, Remote (Includes Parts Marked ^) KY Begin Spec J and KYD	16.	332-0147	1	#Terminal, Ring (#10) (KY Begin Spec J and KYD)
4.	319-6989-04	1	^Panel, Printed KY Begin Spec J and KYD				
5.	302-1641	1	^Meter, Volt				
6.	526-0409	2	^Washer, Nylon Flat (#10)				
7.	526-0049	4	^Washer, Brass Flat (#10)				
8.	850-0030	2	^Washer, Lock (#10)				
9.	871-0010	4	^Nut, Hex Brass Machine (#10-32)				
			^Harness, Remote Panel (Reaches from Remote Panel to Extension Harness) (Includes Parts Marked #)				
10.	323-1304	1	#Plug, 6-Pin				
11.	323-1199	4	#Pin, Contact				
12.	332-0529	3	#Terminal, Receptacle (.25)				

^ - Parts Included in Remote Panel Assy.
- Parts Included in Remote Panel Harness.

+ - Labels Included in 120V/60Hz Control Labels Assy.
↓ - Labels Included in 100V/60Hz Control Labels Assy.
> - Labels Included in 50Hz Control Labels Assy.
* - Labels Included in 120V/60Hz Label Pkg.
• - Labels Included in 100V/60Hz Label Pkg.
- Labels Included in 50Hz Label Pkg.

Shipping Carton



REF NO.	PART NO.	QTY USED	PART DESCRIPTION	REF NO.	PART NO.	QTY USED	PART DESCRIPTION
1.	0414-1943	1	Carton, Shipping				

Kits, Paint

REF NO.	PART NO.	QTY USED	PART DESCRIPTION	REF NO.	PART NO.	QTY USED	PART DESCRIPTION
155-2883		1	Kit, Tailpipe Hanger – Includes the Following:	305-0979		1	Kit, Remote Adapter
	155-2860	1	Insulator, Exhaust	323-1708		2	Seal, Cable
	155-2861	2	Clamp, Exhaust	300-4946		1	Harness, Remote
	800-0031	2	Screw, Hex Head Cap (5/16-18 x 1-1/2")	332-3582		5	Splice, Thermal
	155-2859	3	Backplate, Exhaust	168-0213		1	Kit, Gasket – Includes the Following:
	800-0026	1	Screw, Hex Head Cap (5/16-18 x 3/4")	101-0788		1	Gasket, Bearing Plate
	862-0015	2	Nut, Hex (5/16")	102-1412		1	Gasket, Oil Base
	155-2887	1	Kit, Exhaust Elbow – Includes the Following:	110-3893		1	Gasket, Cylinder Head
	155-2886	1	Elbow, Exhaust Adapter	110-3861		1	Gasket, Valve Cover
	155-1256	1	Clamp	140-2586		1	Gasket, Air Cleaner
	541-0525	1	Kit, Set Mounting – Includes the Following:	145-0695		1	Gasket, Carburetor Flange
	403-4142-02	1	Bracket, Set Mounting	146-0531		1	Gasket, Insulator
	402-0748	4	Isolator, Set	146-0533		1	Gasket, Carburetor
	526-0333	4	Washer, Flat	154-2816		1	Gasket, Exhaust
	800-0033-01	4	Screw, Hex Head Cap (5/6-18 x 2")	154-2821		1	Gasket, Intake Elbow
				155-2677-01		1	Gasket, Resonator
				525-0305		-	Paint, Enamel Green (13 oz. Pressurized Spray Can)

Labels

REF NO.	PART NO.	QTY USED	PART DESCRIPTION	REF NO.	PART NO.	QTY USED	PART DESCRIPTION
			Labels, KY Spec A-J	98-6476	1		•*Label, GND Labels, KY and KYD
98-6539-01		1	Label, Caution (Hot Exhaust Pipe) (Spec A)				Labels, Control Panel (KY Begin Spec J and KYD) 60Hz
98-6783		1	Label, Control (Stop/Start/ Amp) (120V Sets)(Spec B-H)	98-7634-03	1		120V (Includes Labels Marked +)
98-6762		1	Label, Important (Service Door)	98-7634-01	1		100V (Includes Labels Marked ↓)
98-4240		1	Label, Kit Number	98-7629-01	1		↓Label, Control
			Label, Model Identification Spec A-H	98-7634-02	1		50Hz (Includes Labels Marked>)
98-6288-01		1	MicroLite 4000	98-6477	1		Label, Caution (Recirculating Hot Air)
98-6288-02		1	MicroLite 3600				Label, Circuit Breaker
98-6288-03		1	MicroLite 3600LP	98-7634-01	1		↓ 17A, 2 Pole
98-6288-04		1	MicroLite 3300LP	98-6540-01	1		•*Label, Caution (Recirculating Hot Air 60 Hz)
			Begin Spec J	98-6805	1		#•Label, Charger Leads (Disconnect Leads) (50 Hz and 100V/60Hz)
98-7620-01		1	MicroQuiet 4000	98-6806	1		#•Label, Charger (Disconnect Leads) (50 Hz and 100V/60Hz)
98-7620-02		1	MicroQuiet 3600	98-6518-01	1		#•Label, Control (Amperage) 5A (50 Hz and 100V/60Hz KY Spec B-H and KYD)
98-7620-03		1	MicroQuiet 3600LP	543-0018-02	1		•*Label, Decal Kit
98-7620-04		1	MicroQuiet 3300LP	98-6434	1		•*Label, Warning (Exhaust Gas/Combustion Source 60 Hz)
98-6756-01		1	Label, Service Panel (Closed Right) (Spec A)				Label, Logo
98-6756-02		1	Label, Service Panel (Closed Left) (Spec A)	98-8752	1		RV QG 4000
			Label, Warning (Installation Clearance) Spec A	98-8759	1		RV QG 4000 EVAP
98-6289		1	Spec A	98-8760	1		RV QG 3300 LP
98-6526-01		1	Spec B-H	98-8761	1		RV QG 3600
98-7640-01		1	Begin Spec J	A061W565	1		Label, Warning (Proposition 65) Labels, KYD
98-7282-03		1	#Label Pkg				Label, Logo
98-7282-03		1	#Label Pkg	98-8087-01	1		Camp Power 4000
			Label, Control (Amperage) # 15A (50 Hz Sets)	98-8087-02	1		Camp Power 3600
98-6518-02		1	• 20A (100V/60Hz)	98-8087-03	1		Camp Power 3300
98-7282-02		1	#Label Pkg	98-7624	1		Label, Control
98-7282-03		1	# Gas/Combustion Source 50 Hz)	98-8159	1		Label, Warning (Installation Clearance)
98-7282-03		1	#Label Pkg (Rotating Fan 50 Hz)				
98-6519		1	#Label, Air Filter				
98-6520		1	#Label, Warning				
98-6521		1	#Label, Warning				
98-6522		1	#Label, Ground				
98-6817		1	#Label, Caution				
98-6859		1	Label, Warning Label Pkg 60Hz				
98-7282-01		1	120V (Includes Labels Marked *)				
98-7282-02		1	100V Includes Labels Marked •)				
98-6518-03		1	•Label, Control				
98-6447		1	•* Label, Warning				

This Page Intentionally Left Blank.

Numerical Index

<u>Part No.</u>	<u>Page</u>	<u>Part No.</u>	<u>Page</u>	<u>Part No.</u>	<u>Page</u>	<u>Part No.</u>	<u>Page</u>
0140-2771-01, 23		098-8159, 79		110-3882, 11 , 12		134-5119, 34	
0146-0531, 23		098-8752, 79		110-3883, 11		134-5213, 33	
0146-0533, 23		098-8759, 79		110-3884, 11		140-2536-06, 23 , 29 , 33	
0414-1943, 77		098-8760, 79		110-3885, 11		140-2576, 31	
098-4240, 79		098-8761, 79		110-3886, 11		140-2586, 21 , 25 , 78	
098-6288-01, 79		100-4152, 11 , 12		110-3887, 11		140-2609, 31	
098-6288-02, 79		101-0787, 17		110-3888, 11		140-2771-01, 21 , 23 , 27 , 29	
098-6288-03, 79		101-0788, 17 , 78		110-3890, 11 , 12		140-2820-01, 33	
098-6288-04, 79		102-1412, 35 , 36 , 37 , 78		110-3892, 11 , 12		140-2854, 33	
098-6289, 79		102-1441, 21		110-3893, 11 , 12 , 78		140-3280, 33	
098-6434, 79		102-1444, 36 , 37		110-3914, 11 , 12		140-3295, 33	
098-6447, 79		102-1456-02, 47		110-3922-01, 11 , 12		145-0561, 31	
098-6477, 79		104-1721-01, 13 , 14		110-3922-02, 11 , 12		145-0615, 31	
098-6518-01, 79		104-1721-02, 13 , 14		110-3972, 30		145-0617, 21 , 25	
098-6518-02, 79		104-1721-03, 13 , 14		110-4035, 12		145-0619, 59	
098-6526-01, 79		104-1721-05, 13 , 14		110-4036, 12		145-0689, 64 , 65	
098-6539-01, 79		104-1721-07, 13 , 14		112-0253, 14		145-0695, 21 , 23 , 25 , 27 , 29 , 78	
098-6540-01, 79		104-1721-08, 13 , 14		112-0255, 13 , 14		145-0705-02, 21 , 23 , 27 , 29	
098-6756-01, 79		104-1780, 13		112-0290, 13 , 14		146-0530, 21 , 23 , 25 , 27 , 29	
098-6756-02, 79		104-1896-02, 15 , 16 , 17		112-0291, 13		146-0531, 21 , 23 , 25 , 27 , 29 , 78	
098-6762, 79		104-1896-04, 15 , 16 , 17		114-0366, 13		146-0532, 21 , 23 , 25 , 27 , 29	
098-6769, 33		104-1896-05, 15 , 16 , 17		114-0373, 13		146-0533, 21 , 23 , 25 , 27 , 29 , 78	
098-6783, 79		104-1897, 17		115-0463, 15		146-0534, 21	
098-6805, 79		104-1899, 13		115-0465, 11 , 12		146-0646, 21	
098-6806, 53 , 79		104-1901, 13		115-0471, 15 , 16		146-0651, 21	
098-6859, 79		104-1902, 17		115-0472, 11 , 12		146-0668, 27	
098-7282-01, 79		104-2130, 17		115-0496, 11 , 12		146-0722, 25 , 27	
098-7282-02, 79		104-2133, 14		115-0497, 11 , 12		146-0743, 21	
098-7282-03, 79		105-0681, 15		115-0542, 16		146-0759, 21	
098-7620-01, 79		105-0722, 15		120-1264, 13 , 14		146-0765, 21 , 23	
098-7620-02, 79		105-0724, 15		123-1917, 11 , 12 , 29		146-0783, 21 , 23	
098-7620-03, 79		105-0754, 16		123-1920, 11 , 12		146-0784, 23	
098-7620-04, 79		110-3698, 11 , 12		123-1944-01, 35		146-0785, 21	
098-7624, 79		110-3700, 11 , 12		123-1953, 35		146-0803, 23	
098-7634-01, 79		110-3701, 11 , 12		123-2015, 36 , 37		146-0829, 29	
098-7634-02, 79		110-3743, 11 , 12		123-2397, 30		146-0849, 21	
098-7634-03, 79		110-3750, 11		134-4918, 59		146-0881, 23	
098-7640-01, 79		110-3750-03, 11 , 12		134-4919-01, 34			
098-8087-01, 79		110-3751-00, 11		134-5029, 33			
098-8087-02, 79		110-3751-01, 11		134-5031, 33			
098-8087-03, 79		110-3861, 11 , 12 , 78		134-5032, 33			

Numerical Index

<u>Part No.</u>	<u>Page</u>	<u>Part No.</u>	<u>Page</u>	<u>Part No.</u>	<u>Page</u>	<u>Part No.</u>	<u>Page</u>
146-0896,	30	154-2821,	21 , 23 , 25 , 27 , 29 , 78	181-0490,	36 , 37	300-4951-04,	75
146-0897,	30	154-2975,	39	185-6826,	13	300-4952-04,	76
148-0985-02,	25 , 27	154-3214,	23	185-6828,	13	300-4953-01,	73
148-1013,	25 , 27	155-1256,	43 , 78	185-6829,	13 , 14	300-4953-04,	74
148-1264-02,	29	155-2174,	43	185-7144,	11 , 12	300-5331,	74
148-1265-02,	29	155-2449,	43	191-2351,	32 , 59	300-5332,	75
148-1266,	29	155-2675,	44	201-3538-S0,	59 , 61	300-5333,	76
148-1341-02,	30	155-2676,	44	201-3539-S0,	61	302-1641,	76
149-2311-01,	21	155-2677-01,	44 , 78	201-3539-S1,	61	302-2002,	75
149-2457,	21 , 23	155-2678,	38	204-0141,	59 , 61	303-0275,	59 , 64
149-2523,	25 , 27 , 29	155-2682,	44	205-0199-S0,	59 , 61	303-0303,	59
150-2273,	16	155-2683-02,	38	205-0263,	61	303-0308-01,	64
150-2302,	15	155-2715,	44	211-0437,	31	303-0331,	65
150-2305,	15	155-2783,	39	211-0460,	32	303-0332,	65
150-2390,	18	155-2844-S0,	43	211-0497,	32	304-0794,	66
150-2391,	18	155-2844-S1,	43	211-0497-01,	32	304-0796,	59
150-2392,	18	155-2845,	43	212-1276-03,	31 , 32	305-0784,	53
150-2393,	18	155-2847,	43	212-1282-S0,	31 , 32	305-0851,	31 , 47
150-2394,	18	155-2850,	43	212-1283-S0,	31 , 32	305-0866,	31 , 47
150-2395,	18	155-2859,	43 , 78	214-0103,	31 , 32	305-0935,	66
150-2396,	18	155-2860,	43 , 78	220-4485-04,	61	305-0979,	78
150-2398,	18	155-2861,	43 , 78	220-4485-S1,	59	307-2501,	25
150-2401,	18	155-2883,	78	220-4485-S3,	59 , 61	307-2586,	44 , 47 , 49
150-2448,	18	155-2886,	78	220-4485-S5,	61	307-2795-02,	25
150-2465,	15	155-2887,	78	220-4490-S1,	61	307-2831-02,	25 , 27
150-2466,	15	155-3263,	43	220-4572-01,	59 , 61 , 63	307-2997-02,	25 , 27 , 29
150-2549-02,	18	155-4046,	41	220-4572-02,	61	307-3079,	25 , 27 , 29
150-2604,	15 , 16	155-4063,	41	220-4572-03,	61 , 63	308-0852,	64
150-2754,	16	155-4084,	41	220-4586-02,	61	308-0968,	66
153-0638-01,	21 , 23	160-1358-S0,	31 , 32	220-4586-11,	61	308-0969,	59
153-0639,	23	166-0784-S0,	59	220-4586-S1,	61	308-1019,	69
<i>See also</i>		166-0818,	64	226-4297,	32 , 59	308-1038,	65
153-0640,	21 , 23	166-0866,	32	226-4795,	32	308-1059,	35 , 36
153-0641,	31	167-0265,	59	232-3720,	21 , 23	308-1062,	73 , 74 , 75
153-0651-02,	21 , 23	167-0267,	32 , 59 , 64	232-3881,	61	315-0735-03,	61
153-0659,	21 , 23	167-0275,	11 , 12	232-4030,	61 , 63	315-0736,	61 , 65
153-0664,	33	167-0305,	11 , 12	300-4155,	44	319-1279-01,	44
154-2815-02,	21 , 23 , 25 , 27 , 29	167-1627,	32 , 64	300-4320,	47	319-1412,	59
154-2816,	38 , 39 , 40 , 41 , 78	167-1636,	67 , 68 , 69	300-4923,	47	319-2152-03,	47
154-2818,	21 , 23 , 25 , 27	168-0213,	78	300-4936,	73	319-2176-03,	64
		181-0489,	37	300-4946,	71 , 78	319-2213-03,	64

Numerical Index

<u>Part No.</u>	<u>Page</u>	<u>Part No.</u>	<u>Page</u>	<u>Part No.</u>	<u>Page</u>	<u>Part No.</u>	<u>Page</u>
319-3811-02,	47 , 49	331-0521,	44	338-3812,	69	405-6384-02,	53
319-3844-02,	65	331-0539-02,	47 , 49	338-3813,	69	405-6384-03,	53
319-6987-01,	74	331-0545,	47	338-3814,	65	405-7552,	53
319-6987-02,	73	332-0147,	76	338-3815,	65	405-7661,	49
319-6987-03,	74	332-0529,	74 , 75 , 76	338-3896,	75	405-7662,	53
319-6988-03,	75	332-0807,	76	402-0640,	44	406-0779,	51 , 53
319-6988-05,	75	332-0942,	44 , 66 , 75 , 76	402-0641,	44 , 47 , 49	502-0047,	25 , 27 , 29
319-6989-04,	76	332-2571,	75	402-0664-01,	47 , 49	502-0153,	35
320-1323,	59 , 64	332-2870-01,	75	402-0664-02,	47 , 49	502-0395,	25
320-1780-01,	59 , 64	332-3108,	47 , 66	402-0675,	39 , 40	502-1133,	25 , 27 , 29
320-1780-02,	64 , 65	332-3292,	53	402-0678,	39 , 40	502-1162,	25 , 27 , 29
320-1780-03,	64 , 65	332-3582,	78	402-0686-02,	47	502-1200,	25
320-2434-04,	65	337-2312,	31 , 33	402-0748,	78	502-1214,	25 , 27 , 29
321-0307-03,	67 , 68	337-3467,	33 , 49	403-3396-02,	54	503-1351,	32
321-0312-02,	67 , 68	338-2046,	70	403-3581-04,	56	503-1418,	25
321-0312-S1,	66	338-2260-01,	70	403-3630,	57	503-1533-03,	39 , 41
323-1199,	67 , 68 , 70 , 72 , 74 , 75 , 76	338-2260-02,	70	403-3631-02,	57	503-1851,	11 , 12 , 25 , 27 , 29
323-1200,	66 , 67 , 68 , 71 , 72	338-2568-01,	66	403-3669-02,	54	503-1951-10,	21 , 23
323-1252,	66	338-2568-02,	66	403-3672,	54 , 55	503-2006,	25 , 27
323-1253,	67 , 68	338-2807,	67 , 68	403-4142-02,	78	503-2015,	25 , 27 , 29
323-1304,	70 , 72 , 74 , 75 , 76	338-2909,	64	403-5135-02,	55	503-2289-06,	29
323-1314,	66 , 67 , 68	338-3022-01,	67	403-5136-02,	55	503-2735,	21 , 23
323-1342,	71 , 72	338-3022-02,	67	405-4241,	57	503-2878,	30
323-1527-01,	66 , 67 , 68 , 69	338-3023-01,	67	405-4305-01,	44	503-2879,	30
323-1527-02,	66 , 67 , 68 , 69	338-3023-02,	67	405-4306,	44	503-3067,	30
323-1605-01,	69	338-3049,	64	405-4307-02,	51	503-3068,	30
323-1614-01,	69	338-3123-01,	67	405-4308,	51	503-3069,	30
323-1707,	71 , 72	338-3379-01,	67	405-4311-01,	53	503-3078,	30
323-1708,	69 , 71 , 72 , 78	338-3489-01,	71	405-4662-S0,	57	505-0071,	25 , 27 , 29
323-1709,	69 , 72	338-3489-02,	71	405-4663-S0,	57	505-1492-02,	36
323-1712,	69 , 71 , 72	338-3510,	74	405-4668-01,	57	508-0055,	57
323-1741,	69 , 71 , 72	338-3513,	72	405-4755-02,	44	508-0071,	57
323-1743,	69 , 72	338-3514,	72	405-4894,	53	508-0208,	47 , 49
323-1744,	71 , 72	338-3572,	71	405-4895,	47	508-0315,	44 , 47 , 49 , 51 , 53 , 54 , 55
327-1413,	47 , 49	338-3638-01,	68	405-4896,	33	508-0330,	47
331-0041,	44	338-3639-02,	68	405-4964-02,	47	508-0333,	49
331-0115,	47	338-3640-01,	68	405-4966,	53	508-1083-01,	44
331-0255,	47	338-3640-02,	68	405-4967-03,	53	508-1091,	47
		338-3641-01,	68	405-5811-02,	47	508-1093-01,	47
		338-3661-01,	68	405-6383-01,	53	508-1116,	53
		338-3661-02,	68	405-6384-01,	51 , 53		

Numerical Index

<u>Part No.</u>	<u>Page</u>	<u>Part No.</u>	<u>Page</u>	<u>Part No.</u>	<u>Page</u>	<u>Part No.</u>	<u>Page</u>
508-1194,	41	526-0049,	76	800-3026,	11	823-1002-03,	21 , 23 , 25 , 27 , 29 , 47 , 64
509-0142,	35	526-0113,	41	800-6296-01,	63	823-1002-04,	47
509-0258,	13 , 15	526-0115,	41	800-6373-03,	18	823-1006-06,	39 , 40
509-0274-02,	31	526-0122,	18 , 54 , 55 , 56 , 57	813-0098,	57	850-0030,	57 , 76
509-0282-02,	35	526-0174,	54 , 55 , 56	815-0549,	64 , 65	850-0040,	32 , 59
509-0285,	59	526-0333,	78	815-0578,	34 , 49 , 65	850-0045,	44 , 47 , 49
509-0289,	11	526-0392,	59 , 61 , 63	815-0753,	65	853-0013,	64 , 65
509-0305,	33	526-0394,	51 , 53	815-0778,	59 , 61 , 63	856-0003,	53
509-0307,	36 , 37	526-0409,	76	815-0781,	32	856-0006,	25 , 27 , 29
509-0308,	33	526-2077,	15	815-0785,	47 , 49	856-0008,	31 , 33 , 44 , 47 , 49 , 57
509-0313,	32	526-2078,	15	815-0787,	59 , 61 , 63	860-2005,	21 , 23
509-0421,	61	541-0508,	15	815-0829-01,	35 , 36	862-0001,	32 , 59
510-0160,	13 , 14	541-0525,	78	815-0829-04,	61	862-0015,	43 , 44 , 47 , 49 , 78
510-0163,	15 , 16 , 17	541-0540,	44 , 47	815-0829-05,	63	865-0029,	33 , 63
510-0182,	13 , 14 , 16	541-0556-01,	53	815-0838-02,	33	868-0002,	44 , 47 , 49
510-0216,	59 , 61	541-0916,	41	815-0842-05,	47	870-0236,	38 , 59
515-0289,	59 , 61 , 63	541-0938,	55	815-0874-01,	47 , 49	870-0465,	18
515-0293,	13 , 14	541-1377,	29	815-0910,	73 , 74 , 75 , 76	870-0513-02,	54 , 55
515-0305,	15	543-0018-02,	79	815-0936,	61 , 63	870-0557,	40 , 41
516-0151,	31	718-1039,	18	815-0941-03,	63	870-2054,	47 , 59 , 65
517-0103,	32	720-1038,	59	815-0943-02,	47 , 49	870-2055,	21 , 23 , 27 , 29 , 38
517-0133,	59 , 64	740-1002,	18	816-0101,	44	870-2062,	53
517-0305,	21 , 23	740-1004,	21 , 23 , 25 , 27 , 29	818-0226-02,	53	870-2159,	18 , 25
517-0380,	21	740-1006,	59	821-0004,	25 , 27	870-2193-04,	39
518-0515,	61	740-1008,	11	821-0005,	25 , 27	870-2198,	51 , 53
518-0576,	18	750-1006,	59	821-0014,	54 , 55	871-0010,	76
518-0581,	47 , 53	800-0017,	31	821-0018,	29 , 33	878-0034-03,	21
518-0617,	18	800-0026,	41 , 43 , 54 , 55 , 56 , 57 , 78	821-2046,	38	898-1195-03,	27 , 29
518-0623,	51	800-0030,	47 , 49	823-0002-04,	59 , 64	898-1314-05,	21 , 23
518-0649,	33	800-0031,	43 , 78	823-0002-09,	31 , 32	98-6476,	79
520-2215,	18 , 39 , 40 , 41	800-0033-01,	78	823-0003-01,	64	98-6518-03,	79
520-2216,	38 , 39	800-0048,	54 , 55	823-0003-02,	29	98-6519,	79
525-0305,	78	800-0049,	56	823-0003-03,	59	98-6520,	79
526-0003,	21 , 23 , 31 , 32	800-0730,	44	823-0003-04,	31 , 32 , 63	98-6521,	79
526-0009,	53	800-2012,	53	823-0003-06,	25 , 27 , 61 , 64	98-6522,	79
526-0011,	39 , 40	800-2031,	42	823-0007-01,	31 , 38	98-6817,	79
526-0012,	33	800-2046,	21 , 23 , 25 , 27 , 29	823-0007-02,	59 , 61	98-7629-01,	79
526-0014,	47	800-2057,	39	823-0008,	59	A028V609,	12
526-0018,	31 , 61 , 63 , 64 , 65	800-2058,	40	823-0009-01,	33 , 59	A028V611,	37
526-0029,	44			823-0010-01,	51 , 53		
526-0032,	47			823-1002-01,	44 , 53 , 61		

Numerical Index

<u>Part No.</u>	<u>Page</u>	<u>Part No.</u>	<u>Page</u>	<u>Part No.</u>	<u>Page</u>	<u>Part No.</u>	<u>Page</u>
A028V752,	12						
A028V757,	14						
A028V775,	14						
A028X300,	16						
A028X304,	14						
A028X316,	14						
A028X412,	13 , 14						
A028X500,	12						
A028X507,	12						
A028X508,	12						
A028X512,	12						
A028X518,	12						
A028X528,	17						
A028X564,	37						
A029F889,	23						
A030J333,	42						
A030J339,	42						
A030J351,	42						
A030X652,	54 , 56						
A034F778,	40						
A034L017,	41 , 42						
A034T222,	40						
A034Y105,	11						
A035A627,	12						
A035K028,	47						
A041D736,	23						
A041D744,	23						
A041H375,	40						
A041L448,	41						
A042P619,	23						
A048V182,	63						
A053J771,	63						
A053P885,	63						
A056J092,	63						
A060J321,	29						
A060J551,	29						
A061W565,	79						

This Page Intentionally Left Blank.

power.cummins.com

Copyright © 2019 Cummins Inc. All rights reserved.

Cummins, Onan, and the "C" logo are registered trademarks of Cummins Inc. and its subsidiaries.

Other company, product, or service names may be trademarks or service marks of others.

Specifications are subject to change without notice.

